

---

# Presenting yourself on the UC application

Transfer

2024–2025

UNIVERSITY  
OF  
CALIFORNIA





This is a screen shot of the application showing the locations of the nine undergraduate campuses available for first-year or transfer admission. The map will display dependent on the resolution and screen size of the computer or mobile device.

The UC is one of the largest university systems in the world offering undergraduate and graduate programs on campuses located across the state. Applicants are encouraged to apply to more than one UC campus. This will significantly increase your chances of being admitted to the UC system. While you may not receive an offer of admission from your first-choice campus, all of our campuses — without exception — provide outstanding opportunities for you to learn and grow.

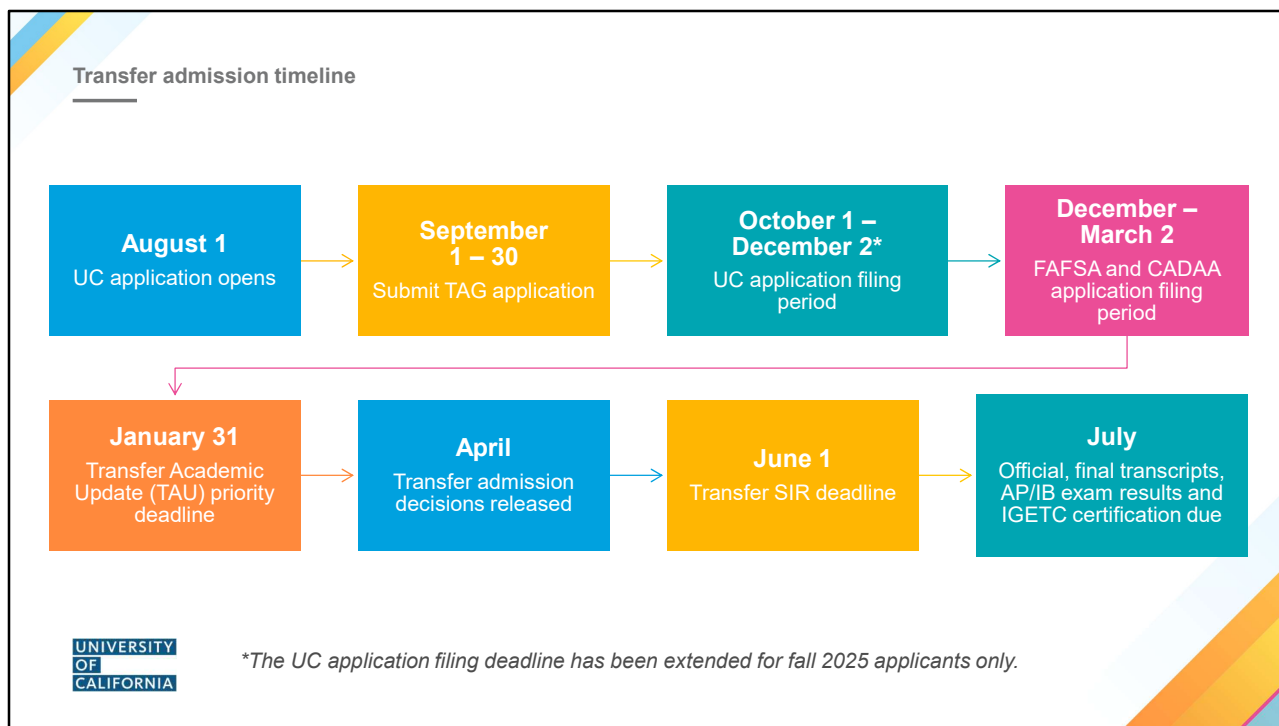
*Additional notes for reference:*

Campuses with medical centers:

- UC Davis
- UC Irvine
- UCLA
- UC San Diego
- UC San Francisco

Campuses with schools of law:

- UC Berkeley
- UC Davis
- UC Irvine
- UCLA
- UC College of the Law, San Francisco (formerly known as UC Hastings)



The UC application and admission process is a year-long cycle.

**August 1:** The UC application opens. Students can begin to craft each part of their application. Remember, since UC does not use letters of recommendation, interviews, or portfolios unless required for admission to a specific major, the UC application is the only way for students to present and advocate for themselves. Some campus majors do require supplemental materials, such as Nursing, or some fine arts majors. Students should speak with the campuses they're interested in for information on applications for those majors. The UC application will also indicate whether a supplemental application or materials are required.

**September 1 – 30:** Transfer applicants interested in a Transfer Admission Guarantee (TAG) must submit a TAG application between September 1-30. They must also submit a UC application during the filing period.

**October 1 – December 2:** UC students can submit applications beginning October 1. **The deadline has been extended to December 2 for Fall 2025 applicants** given the timing of the Thanksgiving holiday. The typical deadline is November 30. Applicants are not considered on a first-come, first-serve basis, so applicants should take their time in filling out the application thoroughly before submitting.

Important: Once submitted, applicants can update very little in the UC application. Students should ensure their UC application is accurate and complete before submission.

**December– March 2:** All students should submit a Free Application for Federal Student Aid (FAFSA) or a California Dream Act Application (CADAA). The majority of students at UC receive financial aid and scholarships. We'll cover that in more detail later in this presentation. Campuses use information from the FAFSA and CADAA for both admission and scholarships.

*Presenter note:* The redesigned 2025-26 FAFSA is expected to open by December 1, however, this is subject to change. (updated on August 8, 2024)

**January 31:** Transfer students who apply for fall admission will be asked to update their applications through the UC Transfer Academic Update (TAU) process by the end of January. Once they log in to their application, they will be able to give UC their final grades from the previous fall, as well as a list of all courses in progress or planned for winter and/or spring. All students must submit a TAU, even if not enrolled in any courses in the spring term. The priority submission deadline is January 31. The Transfer Academic Update form is open until March 31. Failure to submit the form may jeopardize a student's chances of admission.

**April:** Transfer admission decisions are released throughout the month of April. Campuses do not all release decisions on the same day, but will have all transfer decisions released by April 30.

**July:** Campuses use self-reported information to admit students, so UC does not require (nor want) students to submit any transcripts when they apply for admission. Instead, UC will ask for official transcripts only for admitted students who have submitted their SIR by June 1. Official transcripts for all institutions attended are due July 1, with AP/IB exam results and other certifications (such as IGETC) due by July 15.

### Before you start

- Consider your major and campus options
- Get an unofficial copy of your transcripts
- Write your responses to the Personal Insight Questions (PIQs)
- Create a document outlining all your activities, awards and work/volunteer experience

UNIVERSITY  
OF  
CALIFORNIA



Begin preparing for the application early – don't wait until October or November!

Students should research the campuses and apply broadly across the system.

- Learn about the majors offered and all the types of courses needed to earn the UC degree to be fully informed about graduation requirements and plan how long it may take to graduate.
- Some majors have different names across the system and may be located in different departments.

Gather materials that will be needed: transcripts/academic records, list of current and planned courses, awards and honors, volunteer program timelines and hours, employment timeline and hours, etc.

- *Note:* Official transcripts should **not** be sent with your UC application. Your UC application will be reviewed using the self-reported academic history you have provided.

Responses to the personal insight questions are important.

- Write responses early; refer to UC's online resources for writing tips, a worksheet and a video to help get started.
  - <https://admission.universityofcalifornia.edu/how-to-apply/applying-as-a-transfer/personal-insight-questions.html>

## Application integrity

**Applicants must complete the UC application thoroughly and accurately.**

**This includes:**

- Academic history
- Activities, awards, work experience and community service
- Personal Insight Questions

All applicants must agree to the **Statement of Application Integrity** in order to submit the UC application. This acknowledges that the information reported in the UC application was done so by the student and is accurate.

UC does **verify** information reported in the UC application. Honesty is the best policy.

UNIVERSITY  
OF  
CALIFORNIA

Students must thoroughly complete all sections of the application and do so accurately. This is the student's opportunity to tell the admission staff about personal details that make each applicant unique.

**Accuracy of Details:**

- **Academic History:** MUST be accurately reported--all enrollment, every school/college, all courses and grades (even/especially if a course was repeated). If a student accepts an offer of admission, UC requires official academic records to verify the information reported.
- **"Additional Comments"** box in the Academic History section can be used to provide detailed information or explanations about specific academic issues – declining grades, course selection issues, etc.
- **Activities/Awards:** Applicants should not exaggerate or fabricate awards or activities because the information submitted is subject to verification.

In fact, UC does verify information that students report on the application. It is critical that students do not misrepresent or falsify information, as this is a serious offense and will result in serious consequences. Honesty is the best policy.

View the Statement of Application Integrity at <https://apply.universityofcalifornia.edu/docs/StatementOfIntegrity.pdf>

## UC application resources

### Before you apply

To get ready for the application, you should visit our [admissions website](#). There you'll find everything you need to know about applying to UC, including:

[First-year admissions](#)

[Transfer admissions](#)

[Applying as an international student](#)

[How to apply for financial aid](#)

[Campus programs and contact information](#)

[Application tips, guides and worksheets](#)

### News and updates

#### Deadline Extended for Winter 2025

UC Merced, UC Riverside, and UC Santa Cruz remain open for Winter 2024 for select levels and majors until August 15, 2024 at 11:59pm PST.

### Stay connected

Follow [@UC\\_Apply](#) on X, and keep up to date with the latest application tips, reminders and deadlines.

UNIVERSITY  
OF  
CALIFORNIA

Various application resources can be found on the UC admissions website and on the UC application website.

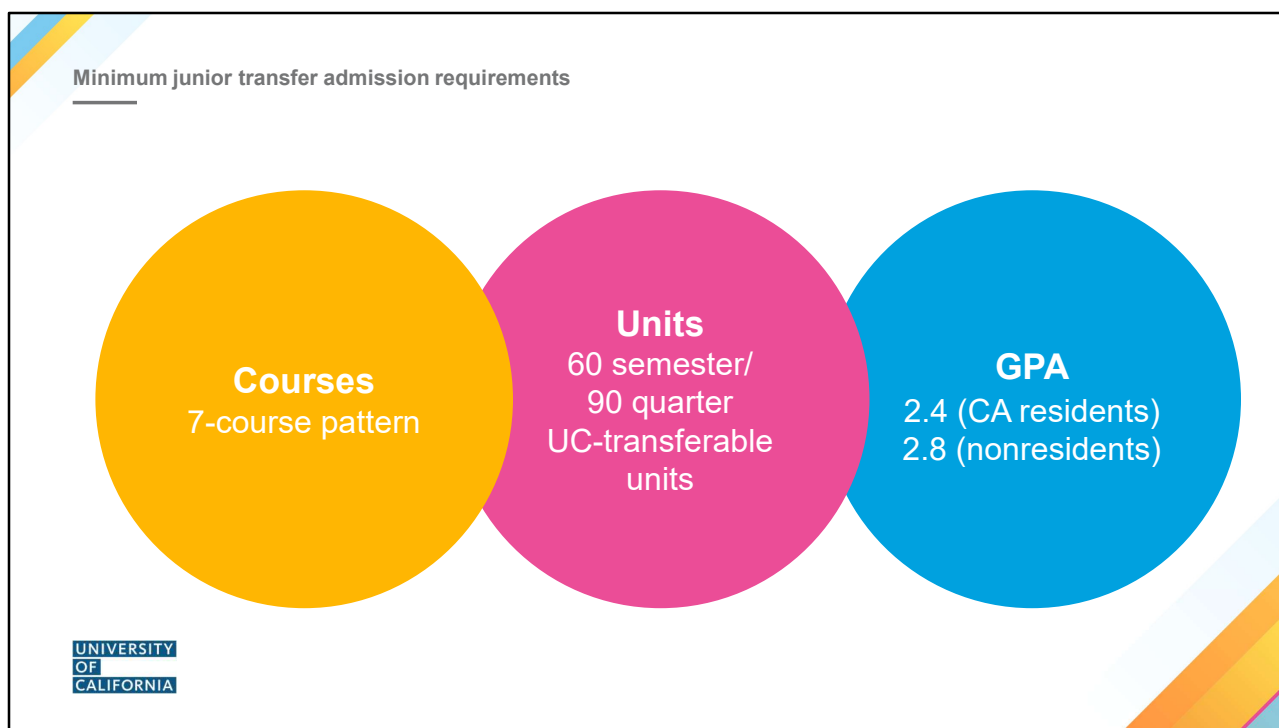
**UC admission website:** <https://admission.universityofcalifornia.edu/>

**UC application website:** <https://apply.universityofcalifornia.edu/my-application/login>



**Transfer admission**





While there may be a few options to transfer to UC before reaching junior status, most UC campuses are primarily looking for junior-level transfer applicants. Transfer students must meet requirements in 3 areas to meet minimum UC junior-transfer requirements: a specific pattern of courses, a minimum number of units, and a minimum GPA. These requirements must be completed by the last regular term prior to transfer.

**Courses:**

UC will first review your courses to verify you're meeting the seven-course pattern. In order to meet the unit requirement, however, you'll need more than these 7 courses. The rest of your courses can come from general education courses or from courses that prepare you for your major, or both!

**Units:**

- Complete 60 semester (90 quarter) units of UC-transferable college credit. This is about two years' worth of full-time study but can be less if a student has dual enrollment college credit or AP/IB/A-level exam scores.
- No more than 14 semester (21 quarter) units of the required 60 units may be taken Pass/No Pass, unless the student is transferring from a college or university that awards only pass credit.

**GPA:**

- Students must have a transferable GPA of at least 2.4 (2.8 for nonresidents).

*Notes for the presenter:*

- The 7-course pattern may be completed with a Pass/Credit/ Satisfactory grade if such designations are equivalent to a letter grade of C (2.0) or better
- All students must be in good academic standing (2.0 GPA or better) at the last institution of attendance and at any previous UC campus where the student was enrolled in a regular term (e.g., fall, winter, spring).

## Minimum requirements vs. selection

### Major Preparation

- Certain majors may have required or recommended coursework
- Consider taking courses from other CCCs or online UC-transferable courses if your CCC doesn't offer a major preparation course
- Take full course sequences at one CCC

### GPA

- Meet or exceed the minimum transfer GPA
- For selective majors, a strong GPA is especially important

### IGETC

- Not required for admission; may be recommended for certain campuses/majors
- Full or partial certification is available

UNIVERSITY  
OF  
CALIFORNIA

Just as with first-year admission, meeting the minimum transfer requirements alone is generally not enough to be a competitive applicant for selection.

Competitive students will not only have all required major preparation completed but will also have as many recommended major preparation courses completed as possible. Major preparation coursework may be required by each campus for your intended major. Major preparation is important not only for admission, but to ensure that you are prepared for a successful transition into that major once at UC.

You can view UC's Transfer Pathways for a roadmap to some of the more popular majors. However, it is important that you check with the campuses you are interested in applying to in order to learn which majors are selective at the transfer level and what courses are recommended/required for admission to your intended major. Many majors are highly selective, with average GPAs for admitted transfer students above a 3.0. In these cases, the GPA (overall and in the major) become important factors in selection.

Finally, IGETC is NOT an admission requirement. However, some majors at some campuses may encourage students to complete IGETC certification prior to UC enrollment. Some campuses may not accept IGETC, or may not accept partial IGETC.

- Note: For students enrolling at the CCC in fall 2025 and beyond, Cal-GETC will be the new General Education pattern.

Students should stay in regular contact with UC campus admission representatives for current information on selective majors, and how students can best prepare to be competitive candidates.

## Comprehensive review

### Academic Accomplishments

- Major preparation
- GPA
- Transfer options
  - TAG
  - UC Transfer Pathway
  - Pathways +
  - ADT

### Extra- and Co-Curricular Activities

- Special projects
- Internship/research experience
- Work/volunteer experience
- Participation in UC-sponsored programs
- Leadership
- Special talents, skills or achievements
- Awards and honors

### Additional Information

- Life experiences
- Family responsibilities
- Location of college

UNIVERSITY  
OF  
CALIFORNIA

Campuses are looking for well qualified transfer students who have taken advantage of the educational opportunities presented to them both inside and outside of the classroom.

It is important to note that this is not a checklist. Students may meet multiple criteria of comprehensive review, but these are considered by campuses within the context of the entire application rather than as a rank or point system.

There are comprehensive review factors campuses may use to review transfer students. These include a range of factors in three major categories: Academic accomplishments, co-curricular activities, and additional information.

The faculty-approved comprehensive review factors for transfers include:

- 7-course pattern
- Major preparation
- Grade point average
- Participation in honors courses or programs
- Special talents, achievements and awards
- Completion of special projects
- Academic accomplishments in light of life experiences and special circumstances
- Location of the college and your residence
- Completion of a UC Transfer Pathway or associate degree for transfer (ADT)

These factors are intended to help readers gain more insight into the academic and personal context of students in their own environment.



**Starting the UC application**

### System Requirements

Supported browsers:

Chrome 114 or newer

Edge 114 or newer

Firefox 114 or newer

Safari 16 or newer

Browser settings:

JavaScript and Cookies must be enabled

#### **Browser recommendations**

The UC online application functions with the following browser versions: Chrome 114 or newer, Edge 114 or newer, Firefox 114 or newer, Safari 16 or newer.

#### **JavaScript and cookies**

Our application uses JavaScript web page functionality and requires cookies. Please make sure JavaScript and cookies are enabled on your browser.

#### **Security**

Because it's important to protect the information you provide, the online application is extremely secure — so secure, in fact, that older browsers are not equipped to handle our level of encryption. Please download one of the browser versions listed above to ensure maximum security.

#### **Responsive**

The application is mobile friendly so you can use your tablets and other devices.

#### **20-minute timeout for security**

After 20 minutes of inactivity, the system will time out.

#### **Character counts**

All descriptions and PIQ responses have character or word counts to show remaining available space.

#### **Save and Continue**

In order not to timeout, you will need to click save and continue. If you do not, any information you've entered since the last save will be lost.

**Create an account**

**Email address**  
You will continue to use this email throughout the UC application process, so be sure to choose an email that you use frequently.

**Password**  
Keep your password secure. It must include:

- Uppercase and lowercase letters
- A number
- A special character

**UNIVERSITY OF CALIFORNIA**

**Create an account** ✕

Email address \*  
Email address \*

Confirm email address \*  
Confirm email address \*

Password \* [Show password](#)  
Password \*

Your password must contain:  
- 8 to 30 characters  
And meet at least three of the following requirements:  
- An English lowercase letter (a-z)  
- An English uppercase letter (A-Z)  
- A number between 0-9  
- A special character: !@#%&\*+<=>?,-

The University of California uses the information requested on the application to process your application for admission, scholarships, and statistical analysis and reporting. Please see our [Privacy Policy](#) for more details.

By checking this box, you are confirming that you agree to the [Terms of Use](#) and the disclosure of applicant information as described in the Privacy Policy.

Create account

Start your UC application at <https://apply.universityofcalifornia.edu/my-application/login>

### Create your account

- New users must enter a unique email address and password
  - If you have an existing UC TAP account, you need to use the same email address used for UC TAP.
  - Students should use an email account they will check *regularly* (preferably not a school-issued email address)
  - Applicants will use this same account if they apply again in the future
- If the student’s family has multiple applicants or has future applicants, different email addresses must be used for each applicant
- Passwords must be at least eight characters (and must include a combination of uppercase and lowercase letters, numbers, and symbols/special characters)
- Create a secret question/answer combination that will be easily remembered
- Be sure to keep login information safe
- Once “Create a New Account” is complete, an email confirming the start of your application will be sent
- Campuses use email to send critical, time-sensitive correspondence to applicants, so provide an email address that is checked regularly and will be kept until enrolling in college
- Remember to adjust email filters to accept mail from UC addresses

### Log in

- First-time users start by clicking “Create a New Account”
- On return visits, enter email and password information under “Sign In”

**Creating the application**

**When do you hope to start at the University of California? \***

Fall Quarter/Semester 2024  
 Winter Quarter/Spring Semester 2025  
 Spring Quarter 2025  
 Fall Quarter/Semester 2025

**Your application level: \***

First-year  
 I'm currently in high school.  
 -OR-  
 I've graduated from high school, but have not enrolled in a regular session (non-summer) at a college or university. ⓘ

Transfer  
 I've graduated from high school and am enrolled in a regular session (fall, winter or spring) at a college or university. ⓘ

Please select what type of transfer applicant you are based on the number of college/university units you plan to complete before you enroll at UC:

Junior-level transfer  
 I will complete 60-89 semester units or 90-134 quarter units by the time I enter UC.

Sophomore-level transfer  
 I will complete fewer than 60 semester units/90 quarter units by the time I enter UC. (There are limited campuses/programs available at this level.)

Senior-level transfer  
 I will complete 90 semester units/135 quarter units or more by the time I enter UC. (There are limited campuses/programs available at this level.)

Other  
 I already have a degree (B.A. or B.S.) or I'm not working toward a UC degree.

**UNIVERSITY OF CALIFORNIA**

**Level:** Students must select the appropriate level for which they are applying.

- A student who has enrolled in a regular term (fall/winter/spring) at a college or university after graduating from high school should apply as a **transfer** student.
- Most campuses consider students at the junior level only, but certain programs and campuses may also consider sophomore and senior transfers.
- **Note:** Students with CCC coursework **only** – regardless of the number of units completed at the CCC – are not senior-level transfers and should **not** check the senior-level transfer button. Indicating senior-level transfer will significantly reduce the student’s transfer options. Only UC coursework (both lower- and upper-division) and upper-division coursework from other 4-year institutions can jeopardize a student’s junior standing.

If students want to refer to a prior application, the option to do so appears on this screen.



## Navigating the UC application

- The UC application includes seven sections that can be completed in any order.
- Start with **About you** as it contains logic that is then used throughout the application.
- You can save your progress at any time and pick back up where you left off next time you log in.

**Tip:** A successful UC application is not completed in one sitting!

UNIVERSITY  
OF  
CALIFORNIA

▼ About you
> Campuses & majors
> Academic history
> Test scores
> Activities & awards
> Scholarships & support programs
> Personal insight
Review & submit

The navigation bar is on the right side of the screen. Students can complete the application in any order but should complete the “About You” section first as it contains conditional logic which will be used throughout the application.



**About you — Lived name**

**Do you have a lived name?**

A lived or preferred name is a name you go by that is different than your legal name (for example, a middle name that you go by or a name that aligns with your gender identity). If you enter a lived name, we'll use it in most of our communications with you about the application, except when it's required for us to use your legal name.

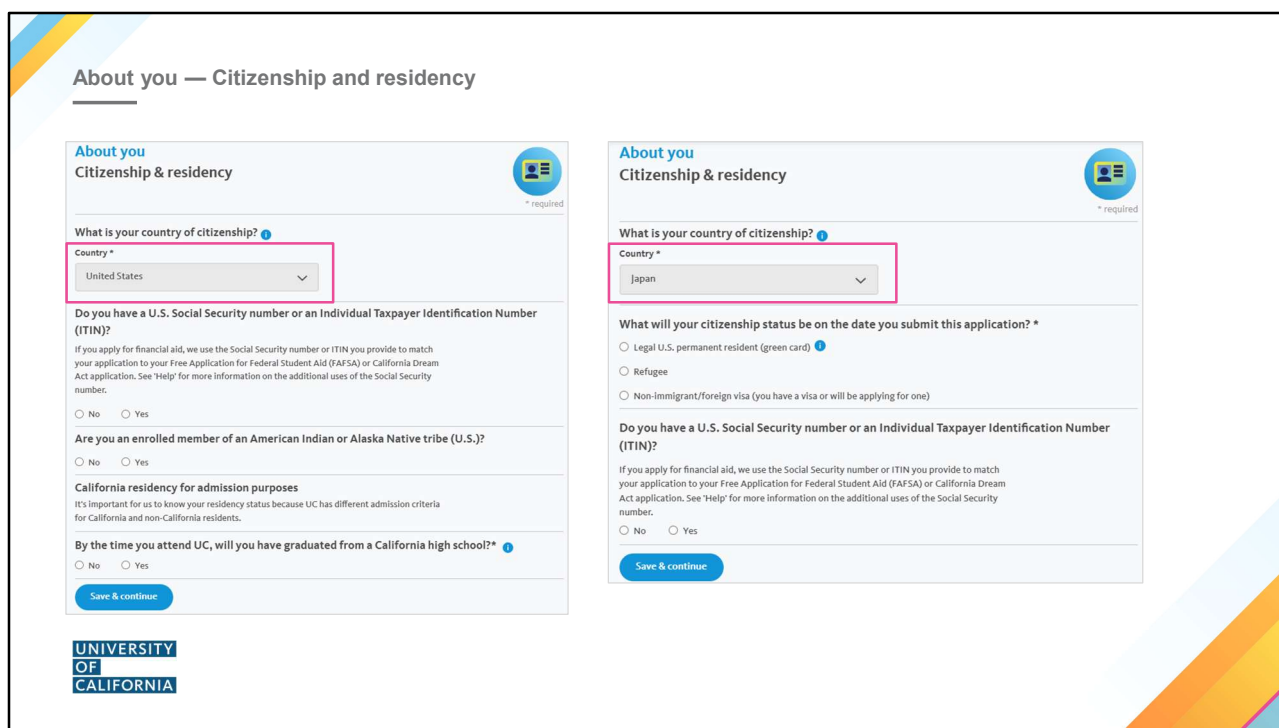
No  Yes

Lived first name *	Lived middle name	Lived Last / family / surname *
<input type="text"/>	<input type="text"/>	<input type="text"/>

**UNIVERSITY  
OF  
CALIFORNIA**

When completing your personal details, applicants have the option to indicate a lived, or preferred name. A lived or preferred name is a name you go by that is different than your legal name (for example, a middle name that you go by or a name that aligns with your gender identity). If you enter a lived name, we'll use it in most of our communications with you about the application, except when it's required for us to use your legal name.

If your legal name is the name you go by, you can select "No" here and move forward. Do not enter your same legal name twice.



### Citizenship

- Applicants must select a country of citizenship from the country drop-down menu.
- Students who are U.S. citizens will have a follow-up question about tribal affiliation. This response, along with CA residency status determined by the Statement of Legal Residence information, will determine whether the student qualifies for the Native American Opportunity Program.
- Those who choose a country other than the United States will have follow-up questions on permanent residency and/or visa status.

### Undocumented students

- For country of citizenship, select “No Selection” and follow the directions for the SSN below.

### Social Security Number (SSN)

- All applicants who have a social security number (SSN) are required to enter it.
- **Deferred Action for Childhood Arrivals (DACA) participants and Undocumented students:**
  - Enter a valid SSN, SSN for work purposes, or ITIN if available. Otherwise, leave it blank.
  - If an applicant does not have an SSN, he/she may skip that item.
  - We use the SSN to accurately and reliably merge test scores (if submitted) and the federal financial aid application with the admission application.
  - SSN, SSN for work purposes and ITIN numbers are encrypted and kept secure.

## About you — Your household


### UC application fee waiver

- Family size and income information provided in this section is used to determine eligibility for the UC application fee waiver.
- If eligible, the application fees for up to four (4) campuses will be waived.

**UNIVERSITY OF CALIFORNIA**

### About you

#### Your household



\* required

This section helps us get a better understanding of your parents, legal guardians or those who support you at home.

#### Your home address

This is the permanent home address you entered on the contact information page. We'll refer to it in the next few questions. ⓘ

1234 Main St.  
 Apt 100  
 Fresno  
 California 93728

#### Who lives with you at your permanent home address?

Please provide information about your parents who live at this address. Your parents can be your biological or adoptive parents, stepparents or legal guardians.

One Parent ⓘ  
 Two Parents ⓘ  
 Legal guardian(s) ⓘ  
 Other

#### What was the total income earned in 2023 by your parents or legal guardians? ⓘ

We may use this information to help us determine if you're eligible for certain outreach programs, scholarships, and the application fee waiver. This information is not used for financial aid.

Income

\$  .00

#### How many people were supported by this income? ⓘ

Number of people

[Save & continue](#)

### Family Size and Income


This is the view for students who are under 24, and so are categorized as **dependent students**.


- Entering parental information and their relationship to students helps campus admission staff better understand the family context of applicants. You can enter up to 2 parents or guardians.
- For more information, students can click on the “i” icon.
- Information provided in this section is used to determine eligibility for the UC application fee waiver, which will waive the application fees for up to four campuses.
- This information is **not** used to determine residency status or eligibility for financial aid.

## About you — Your household

### Independent students

- Applicants who are considered independent will not be asked for parental information.
- Family size and income reported in this section will be used to determine eligibility for the UC application fee waiver.



About you


### Your household

\* required

This section helps us get a better understanding of your current living situation.

**Your home address**

This is the permanent home address you entered on the contact information page. We'll refer to it in the next few questions.

123 Main St.  
 Palm Desert  
 California 92211

**Do you live by yourself?**

No  Yes Clear

**Who lives with you at your home address?**

Please provide information about your family members who live at this address with you.

Spouse or partner

Child / children

Parents

Other

**What was your total income earned in 2023?** (Include your spouse's income, if relevant)

We may use this information to help us determine if you're eligible for certain outreach programs, scholarships, and the application fee waiver. This information is not used for financial aid.

Income

\$  .00

**How many people were supported by this income?**

Number of people

[Save & continue](#)

### Family Size and Income

If a student is over 24, they will not be asked for parental information. **This is the view for independent students.**

- For more information, students can click on the “i” icon.
- This information is **not** used to determine residency status or eligibility for financial aid.

## About you — Parent contact information

**Parent's contact information**  
Providing this information is optional and not related to the admissions decision process.

First / Given name	Middle	Last / Family / Surname	Suffix
<input type="text"/>	<input type="text"/>	<input type="text"/>	Suffix <input type="button" value="v"/>

Email address

Is this parent's address the same as your home address?  
 No  Yes

Can we share your parent's contact information with UC campuses and programs?  
If you check this option, your parent may receive information about admissions tips, updates and reminders from UC campuses (even ones you haven't applied to) and outreach programs. They may contact them before or after you've submitted the application.

I authorize the University of California to share my parent's contact information.



UNIVERSITY  
OF  
CALIFORNIA

*Dependent* students have the option to submit contact information for their parents. This is optional and will not influence the admission process. Doing so allows the campuses the option to send parents important admissions updates and information, though they will not receive information about your application or admission decision(s).

## About you — Statement of Legal Residence


### Statement of Legal Residence (SLR)

- In this section, applicants can choose whether or not they would like to be evaluated for California residency for tuition purposes.
- Both options will prompt additional questions.



#### About you

### Statement of Legal Residence

 \* required

To determine your University of California (UC) tuition, applicants must indicate if they would like to be evaluated for a Residence Classification via the Statement of Legal Residence (SLR). You must meet UC requirements to qualify for in-state tuition, regardless of your classification in another system. Parents is defined as natural or adoptive parents, not stepparent. Your answer below has no bearing on your admissions decision.

The following three requirements must be established more than 365 days immediately prior to the residence determination date:

- 1) Physical Presence - You and your parents must be physically present in California. If you moved to California primarily to attend the University of California or another school, you are ineligible for a Resident classification for tuition purposes.
- 2) Intent to remain in California - You and your parents must have established your intent to make California your permanent home and must have relinquished ties to any prior place of residence outside of California.
- 3) Immigration status - You and your parents must be citizens or permanent residents of the United States or be present under a valid I-94 for an eligible visa, and have held that immigration status.

Applicants who do not satisfy all three parts may qualify for a Special Circumstance, Exemption, or Waiver provision (such as an [AB 540](#)) nonresident supplemental tuition exemption) and will be asked to submit additional supplemental information at a future date. For further explanation, read the full [UC Residence Policy and Guidelines](#).

Note: Undocumented students should use [these instructions](#) for completing the SLR.

Would you like to be evaluated for California residency for tuition purposes? \*

Yes  No

In this section, UC will collect information to help determine residency for tuition purposes.

Student must choose whether they would like to be evaluated for California residency for tuition purposes or not.

#### **Yes, I want to be considered for California residency for tuition purposes:**

- Selecting this option will bring up additional questions about the student's and their parents'/legal guardians' physical presence in California.

#### **No, I do not want to be evaluated for California residency for tuition purposes:**

- If a student selects this option, they will need to select a reason why they do not want to be evaluated for CA residency.
- They will also need to acknowledge that by selecting the "No" option, they will be classified as a nonresident for tuition purposes.



## About you — Residency consideration

**About you**  
**Statement of Legal Residence**

 \* required

**Yes, I want to be evaluated for California residency for tuition purposes.**

**Have you been physically present in California for the last 3 years? \***  
If any of the following are true, you should answer "No".

1. You attended high school outside of California during the last 3 years
2. You worked outside of California during the last 3 years
3. You left California for more than 6 weeks in the last year

Yes  No

**Did you attend high school in California for three or more years, and will you graduate or have you graduated from a high school in California? \***

Yes  No

**Current or planned immigration status in the United States** Edit

Citizen of the United States

UNIVERSITY  
OF  
CALIFORNIA

**Would you like to be evaluated for California residency for tuition purposes? \***

Yes  No

**UC Statement of Legal Residence** Edit

Physically present in California for the last 3 years	Yes
Attended a California high school for 3 or more years and graduated/will graduate from California high school	Yes
Immigration status	Citizen of the United States
Established California as permanent home for the past 366 days or more	Yes
My parents are married	Yes
Parent 1 has been present in California for the last 3 years	Yes
Parent 2 has been present in California for the last 3 years	Yes
Parent 1 is a U.S. Citizen	Yes
Parent 2 is a U.S. Citizen	Yes

**Acknowledgement:**  
I declare under penalty of perjury under the laws governing the State of California that the statements I have provided on this Statement of Legal Residence are, and each of them is, true and correct.  
I understand that as part of the process to issue a Residency Classification, I may be asked to submit additional documentation or information to a University of California Residency Deputy to supplement my Statement of Legal Residence. Failure to provide the requested information in a timely manner can affect my residence classification. Further, I understand that completion of the Statement of Legal Residence does not guarantee a Resident Classification for UC tuition.

[Save & continue](#)


### **Yes, I want to be considered for California residency for tuition purposes:**

- Selecting this option will bring up additional questions about the student's and their parents'/legal guardians' physical presence in California.
- *Note:* Different prompts will appear for the requested parent information depending on whether the applicant's parents are married and/or live together.

Additional documentation or information may be requested by the campuses for students who wish to be evaluated for California residency. Be sure to respond to any requests in a timely manner.

## About you — Declining residency consideration

**About you**  
**Statement of Legal Residence**



\* required

**No, I do not want to be evaluated for California residency for tuition purposes. \***

Select a reason:

I am an international student

My permanent home is in a state other than California

None of the above

By choosing the "No" option, I understand that I will be classified as a nonresident for tuition purposes should I attend a UC school.

UNIVERSITY  
OF  
CALIFORNIA

**No, I do not want to be evaluated for California residency for tuition purposes:**

- If a student selects this option, they will need to select a reason why they do not want to be evaluated for CA residency.
- They will also need to acknowledge that by selecting the "No" option, they will be classified as a nonresident for tuition purposes.

## About you — Statement of Legal Residence for undocumented students

### Undocumented students

- Choose 'Yes' when asked if you would like to be evaluated for California residency for tuition purposes.
- Respond to the question about physical presence in California and attendance at a California high school.
- Choose 'Unknown' for parent physical presence in California and US citizenship status.
- Select the appropriate checkbox for AB 540 nonresident supplement tuition exemption.

UNIVERSITY  
OF  
CALIFORNIA

#### Special Circumstances, Nonresident Supplemental Tuition Exemptions, and Tuition Waivers \*

There are several exemptions that might allow a non-resident student to still pay California-resident tuition. A full list of exemptions and waivers can be found in the [UC Residence Policy and Guidelines](#).

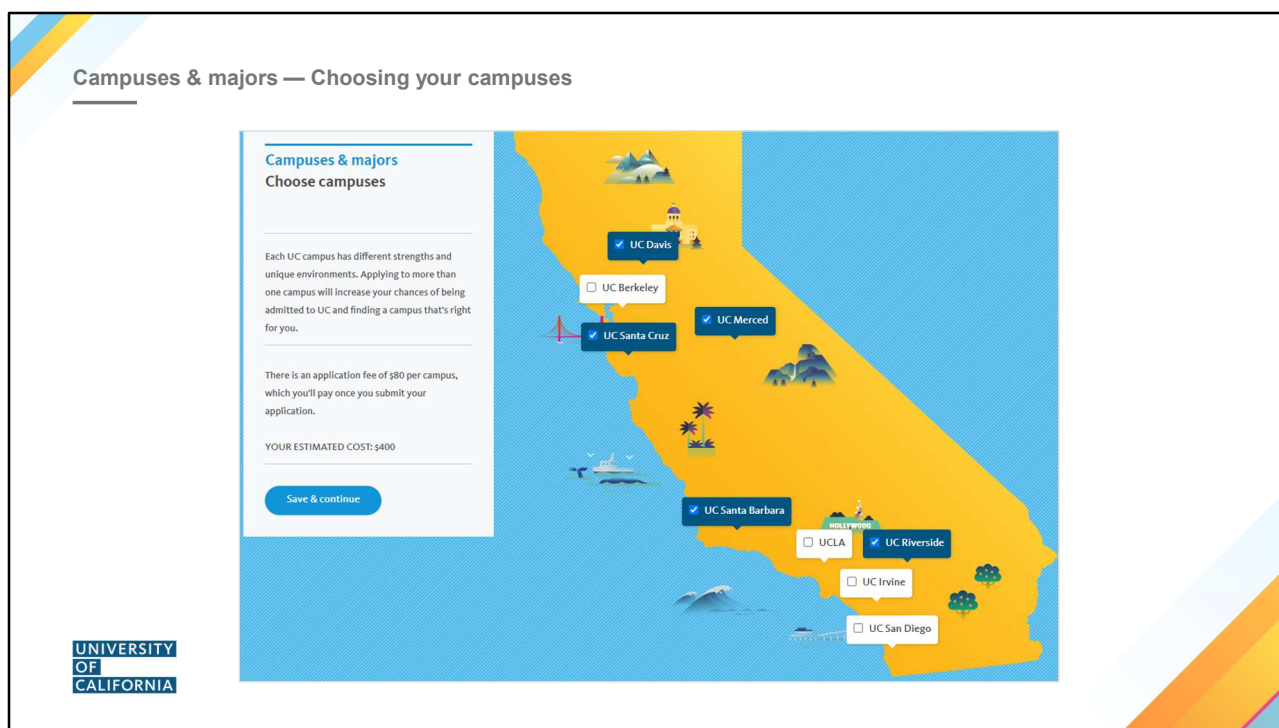
Check all that apply.

- I believe that I qualify for an [AB 540 nonresident supplemental tuition exemption](#) based on the number of years I have attended school in California.
- I am a graduate of a California school operated by the Federal Bureau of Indian Affairs.
- I am an amateur student athlete training at a United States Olympic Center in California.
- I am a full-time employee, or the child/ dependent spouse/registered domestic partner of a full-time employee of an LLC holding a contract to manage a University of California laboratory, or an employee of the University assigned to work outside of California.
- I am the child, spouse, or registered domestic partner of a UC faculty member who is on the Academic Senate.
- I have been living in California under the care of an adult other than my legal parent for a period of two years or more prior to reaching age 19.
- I have or expect to have a Violence Against Women Act (VAWA) immigration status.
- I am the dependent of a U.S. foreign service officer.
- None of the above apply to me.

Undocumented students should answer questions as suggested above (assuming they have maintained a presence in California and have attended a California high school). These students will need to provide additional information through the systemwide Statement of Legal Residence (pre-admission) OR to the campus where they choose to enroll.

Further instructions can be viewed at [https://admission.universityofcalifornia.edu/counselors/\\_files/documents/slr-instructions-for-undocumented-students.pdf](https://admission.universityofcalifornia.edu/counselors/_files/documents/slr-instructions-for-undocumented-students.pdf). This is linked in the UC application.





As a reminder, students should only submit ONE UC application. You can choose to send it to as many of the UC campuses as you would like.

There is a fee associated with each campus you select (\$80 per campus/\$95 per campus for international applicants), but a fee waiver is available for eligible students that will waive the application fee for up to four campuses. Eligibility for the fee waiver is determined by family and financial information provided within the UC application.

Importantly, though you will be able to apply to multiple UC campuses at once, you do not need to “rank” them or indicate any campus preference. All campuses who receive your application will give it a thorough and careful review – independently from one another. You are encouraged to apply broadly across the UC to increase your chances of being admitted to the UC system. All of our campuses – without exception – provide outstanding opportunities for you to learn and grow.

**Hint:** If only a few campuses show as “open”, this might mean you indicated either a sophomore or senior-level transfer option, or you are applying during the winter/spring term.

## Campuses & majors — Choosing your major(s)

### Choosing a major

- For each campus selected, applicants must indicate a major choice.
- Applicants do not need to select the same or similar major at each UC, though applicants should be mindful of any required major preparation for their intended major choice(s).

UNIVERSITY  
OF  
CALIFORNIA

Campuses & majors  
Choose majors

\* required

UC Merced

Selected major  
Not selected

Selected alternate major  
Not selected

Browse by **College** | Category

show closed majors

> Undecided/Undeclared

> School of Engineering

> School of Natural Sciences

> School of Social Sciences, Humanities and Arts

Save & continue Cancel


Once you've selected your campus choices, applicants will need to indicate a major selection for each campus. The default view is "College" view, which shows you all available majors by their college placement. By default, closed majors will not appear unless you choose to select the checkbox that reads "show closed majors".


*Note:* You do not need to select the same or similar major at each UC campus you've selected. However, transfer applicants should be advised that they need the appropriate major preparation for the major(s) they have selected within the UC application. This is an important factor in transfer admission.

## Campuses & majors — Choosing your major(s)

### Category view

- If you are unsure of which college a particular major falls under, use category view to locate your major choice.



Campuses & majors  
Choose majors


UC Merced

Selected major  
Not selected

Selected alternate major  
Not selected

show closed majors

Browse by: College Category

- > Agriculture, Natural Resources and Environmental Studies
- > Art - Applied, Fine, Performing and Art History
- > Biological and Life Sciences
- > Business and Management
- > Engineering and Computer Science
- > Ethnic and Area Studies
- > Foreign Language and Literature
- > Health Professions
- > Humanities
- > Mathematics
- > Physical Sciences
- > Social Sciences
- > Undeclared, Special Programs, and Other


Save & continue
Cancel

If preferred, applicants can view available majors for each campus by “Category” instead of “College”. This may be helpful if you don’t know which college a particular major falls under.

## Campuses & majors — Alternate major


### Alternate majors

- Applicants can choose both a first-choice major and an alternate major for most campuses.
- Alternate majors should be in a subject that a student wants to study.
- Not all campuses may consider applicants for an alternate major.



### Campuses & majors

Choose majors



\* required

---

UC Merced

Selected major  
Not selected

Selected alternate major  
Not selected

Browse by: [College](#) | [Category](#)

show closed majors

> Agriculture, Natural Resources and Environmental Studies

> Art - Applied, Fine, Performing and Art History

> Biological and Life Sciences

v Business and Management

Economics

School of Social Sciences, Humanities and Arts

Economics , B.A.	<input type="button" value="Major"/>	<input type="button" value="Alternate major"/>
Economics - Economic Analysis and Policy Emphasis , B.S.	<input type="button" value="Major"/>	<input type="button" value="Alternate major"/>
Economics - Quantitative Economics Emphasis , B.S.	<input type="button" value="Major"/>	<input type="button" value="Alternate major"/>
Management and Business Economics , B.S.	<input type="button" value="Major"/>	<input type="button" value="Alternate major"/>

School of Social Sciences, Humanities and Arts

> Engineering and Computer Science

Students can select both a major and an alternate major.

If a campus is unable to offer the applicant a place in the first-choice major, they may consider them for an alternate major—be sure the alternate major is in a subject area that the student really wants to study and that they have appropriate major prep for (and in some cases, it should be in a different area of study than the primary major).

Note that not all campuses will consider students for an alternate major, and that some campuses may have restrictions on changing majors once admitted to that major.



## Campuses & majors — Supplemental applications

### Supplemental applications

- Some majors may require applicants to submit supplemental materials.
- Requirements for supplemental applications will vary by campus and program.
- Pay close attention to the deadline for supplemental applications!

UNIVERSITY  
OF  
CALIFORNIA

The screenshot shows the 'Campuses & majors' section of the UC application. It is titled 'Choose majors' and features a 'UC Merced' header. On the right, there are status indicators for 'Selected major' (Not selected) and 'Selected alternate major' (Not selected). Below this, there are filters for 'Browse by: College | Category' and a checkbox for 'show closed majors'. The main content area is organized into categories: 'Foreign Language and Literature' and 'Health Professions'. Under 'Health Professions', the 'Bioengineering' section is expanded, showing 'School of Engineering' majors. Two majors are listed: 'Biomedical Imaging and Bioinstrumentation Emphasis w/ SJV PRIME+, B.S. / M.D.' and 'Biotechnology Emphasis w/ SJV PRIME+, B.S. / M.D.'. Both have 'Major' and 'Alternate major' buttons. A pink box highlights the text 'This major requires a supplemental application.' under the first major.


Some majors may require applicants to submit a supplemental application or materials. If so, applicants will see messaging in the UC application when selecting that major. Requirements and deadlines for supplemental applications will vary by campus and program.

## Campuses & majors — UC San Diego colleges


If applying to UC San Diego, applicants must rank the colleges in order of their preference.

You must read about UCSD's college system before being able to rank them.

This information does not influence your chances of admission to UC San Diego!



### Campuses & majors



#### Rank colleges

**UC San Diego college ranking \***

When we ask you to “rank” the colleges, we’re asking you to state your preference for college assignment, should you be offered admission to San Diego. [Learn more about UC San Diego’s college system.](#)

Your rankings will **not** affect the evaluation of your application or your major selection.

Instructions: To re-order the list below, select a college and drag and drop it into a new position. You can also click on the arrows to reposition the colleges.

Rank	College		
1	Earl Warren College	▼	
2	Eighth College	▼	▲
3	Eleanor Roosevelt College	▼	▲
4	John Muir College	▼	▲
5	Revelle College	▼	▲
6	Seventh College	▼	▲
7	Sixth College	▼	▲
8	Thurgood Marshall College		▲

**San Diego colleges**

- If a student is applying to UC San Diego, they must rank the colleges in order of preference to have the best chance of assignment to the college of their choice
- The order of ranking of colleges does not affect the chances for admission to UC San Diego
- Boxes to rank the colleges only appear once the student clicks the “Learn more about UCSD college system” link (opens a pop-up window). Students should carefully read the information provided to understand the “*theme*” of each college at UC San Diego.
- All majors are available in all of the colleges.
- Each of the undergraduate colleges has its own campus neighborhood, residence facilities, staff, traditions, general-education requirements, and distinctive educational philosophy.
- **Note:** Eighth College will welcome its inaugural transfer class beginning in Fall 2025.

## Academic history



## Transfer Admission Planner (TAP)

### Benefits of UC TAP

- Creating a UC TAP account and entering your academic information allows you to easily import your courses and grades into the UC application.



The screenshot shows the "Academic history" section of the UC Transfer Admission Planner. It includes a header with a backpack icon and a "\* required" note. The main text explains that if a user has entered school and coursework information in TAP and plans to apply to UC for Fall Quarter/Semester 2025, their information may be available for import. It instructs users to enter their TAP login ID and email address and click "Import data from TAP" to copy their information, noting that this will delete all previously entered academic history. A "Save & continue" button is visible at the bottom.

**Academic history**  
Transfer Admission Planner

\* required

If you have entered your school and coursework information in the UC Transfer Admission Planner (TAP) and indicated you plan to apply to UC for Fall Quarter/Semester 2025, your information may be available for import into your UC application.

Please enter the login ID and email address used for your TAP account and click on "Import data from TAP" to copy your information. This will delete all previously entered academic history information.

Click "Save & continue" if you do not have a TAP account.

**TAP login ID**  
TAP login ID

**TAP email address**  
TAP email address

My UC TAP email address is the same as my UC application email address

Import data from TAP

Save & continue

If you have created a UC Transfer Admission Planner (UC TAP) account, and entered your academic information into UC TAP, a feature in the admission application allows you to import your courses and grades.

- The information is updated daily each morning with the previous day's data.
- Changes made today in UC TAP will not be reflected in the data imported on the same day.
- Once you import your TAP academic record into the application, any further information added in UC TAP will not be reflected in the application. You can edit the information directly in the application.

In order to import the coursework, applicants must use their **UC TAP ID and email address from the UC TAP account when starting the UC Admission Application.**


UC TAP website: <https://uctap.universityofcalifornia.edu/students/>

### Colleges attended

---


### Adding a college

- Enter all colleges/universities you have attended, including those outside of the US.
- Search for your school by name, city or college code.



#### Academic history

##### Find college



\* required

You'll need to add information about each college you attended, one at a time. First, tell us where your college is located and enter the name of your college.

**Where did you attend college? \***

In California
  Outside California (in the U.S.)
  Outside the U.S.

**Search for college**

Enter college name, city or college code.

←

Search results for: San Mateo X

Showing 1 to 1 of 1 entries

School Name	City	State	Code	
COLLEGE OF SAN MATEO	ALL LOCATIONS	CA	004070	<input type="button" value="SELECT"/>

**Can't find your college?**

- Make sure you have selected the correct location (In California, Outside California or Outside the U.S.)
- Check for any misspellings.
- Try entering just the unique words in the college name, leaving out words such as college, university, saint or abbreviated words like ST and STA.

**Still having trouble finding your college?**

Please correct the college's name and search again. California colleges must be selected from the list. If you attended a vocational or trade school and it is not in the list, you can report the school and course information under Additional Information as additional comments.


### Colleges attended


- Remember to list every college/university attended, including those outside of the US.
- Students can search for their schools by name, city or by school code.
- If students can't find their school, it can be added by typing the full name of the school and clicking "Add"

### College information

## Adding college information

- Once the correct college has been selected, applicants will enter their dates of attendance, grading system and level of degree or certification received.
- Don't forget to include any colleges attended while in high school!



Academic history  
College information


---

COLLEGE OF SAN MATEO, 004070-3  
ALL LOCATIONS, CA  
School code: 004070-3

When did you attend this college? \*

Month	Year
Start date: <input type="text" value="Month *"/>	<input type="text" value="Year *"/>
End date: <input type="text" value="Month *"/>	<input type="text" value="Year *"/>

Is this your current or most recent college? \*

No  Yes

What is this college's grading system?

All CA Community Colleges use A B C D F grading system which include all letter grades, credit/no credit, pass/no pass, incomplete, withdraw, academic renewal, in progress and planned grades.

A B C D F

During your attendance, did the college's term system (quarter or semester) change? \*

No  Yes

Did you or will you receive an Associate for Transfer or UC Transfer Pathway (UCTP) Associate's degree?

No  Yes

What level of degree, diploma, or certification did you receive or will be receiving?

### College information

Once the correct college has been selected:

- Applicants will select the dates of attendance, grading system, and level of degree or certification received.
- Dates of attendance should be entered as consecutive dates even if enrollment was interrupted, i.e. first month/year of attendance through the last month/year of attendance (e.g., fall 2023 – spring 2025).
- Students earning the Associate Degree for Transfer or UC Transfer Pathway Associate's Degree will provide this information here along with the name of the major.
- Applicants can also indicate here if the term system has changed (e.g., from quarter to semester).

*Note:* If you attended a college while in high school and earned credits, don't forget to include those! Your dates of attendance should match all terms enrolled in that college, including the terms while in high school.

## Associate for Transfer and UC Transfer Pathway

Did you or will you receive an Associate for Transfer or UC Transfer Pathway (UCTP) Associate's degree?

No  Yes Clear

Degree Level: Associate for Transfer (AA-T, AS-T)

Date received / will receive

Month \*  Year \*  Major  Clear

+ Add another Associate for Transfer degree

Degree Level: UC Transfer Pathway (UCTP) Associate's Degree

Date received / will receive

Month \*  Year \*  Major  Clear

Save & continue Cancel

Did you or will you receive an Associate for Transfer or UC Transfer Pathway (UCTP) Associate's degree?

No  Yes Clear

Degree Level: Associate for Transfer (AA-T, AS-T)

Date received / will receive

Month \*  Year \*  Major  Clear

+ Add another Associate for Transfer degree

Degree Level: UC Transfer Pathway (UCTP) Associate's Degree

Date received / will receive

Month \*  Year \*  Major  Clear

UC Transfer Pathway degrees are not available for this c

Save & continue Cancel

- Select \*
- Administration of Justice
- Agriculture Plant Science
- Anthropology
- Art History
- Biology
- Business Administration
- Business Administration 2.0
- Communication Studies
- Early Childhood Education
- Economics
- Elementary Teacher Education
- English
- Environmental Science
- Film, TV, and Electronic Media
- Geography
- Geology
- History
- Hospitality Management
- Journalism

UNIVERSITY OF CALIFORNIA

*Note:* Maximum is 5 for each CCC degree level. Currently, there are only 2 UCTP majors, so possible maximum is 7 for CCCs with both ADT and UCTP degrees.

## Entering coursework — CCC students

### Selecting coursework

Beginning with the first term, enter all coursework completed.

- Select UC-transferable courses from the course list.
- Any non-transferable courses need to be entered manually.

**Tip:** Have an unofficial copy of your transcript(s) handy for this section!



## Academic history

### Enter term courses and grades

Click on a department to see the list of courses offered. Select the courses you took and the grades you received.

If your courses aren't listed, click "I don't see my courses" at the bottom of the page and enter them manually.

Please report all grades received for all courses you enrolled in, including withdrawals, incompletes and courses you may have repeated at a later date.

COLLEGE OF SAN MATEO  
ALL LOCATIONS, CA  
College code: 004070

Grading system: A B C D F  
Term system: Semester

Grade Codes  
AR - Academic Renewal CR - Credit EW - Excused Withdrawal IN - Incomplete  
IP - In Progress NC - No Credit NP - No Pass PL - Planned  
PS - Pass WF - Withdraw Failure WI - Withdraw  
WU - Withdraw Unauthorized

Fall 2024

#### Economics

Dept	Course No.	Course Title	Units	Grade
<input checked="" type="checkbox"/>	ECON 100	Principles of Macroeconomics	3	IP
<input type="checkbox"/>	ECON 102	Principles of Microeconomics		

#### > English

#### > Engineering

#### > English as a Second Language

#### > Ethnic Studies

#### > Film

#### > Physical Education - Fitness

### For California Community College students:

- The transferable course lists for California community colleges are pulled directly from the ASSIST database - <https://assist.org/>.
- Each department can be expanded to display the transferable courses by clicking on the plus (+).
- Applicants should use unofficial transcripts to ensure they report the correct term, course number, title, units and grade received for each course.
- Grade codes are listed for applicants. Students should only report Academic Renewal (AR) as the grade if the academic renewal has already been approved and appears on the transcript.

### For all students:

Students **must enter all courses** taken even if they believe they are not transferable; they don't want credit for them; they believe the "old grades" are not reflective of their current academic abilities; an Academic Renewal (AR) or Incomplete (I) grade was earned; they withdrew from the course; or they later repeated the course.

**Missing/inaccurate information may be viewed as falsification and result in cancellation of the application at all UC campuses.**



**Entering coursework manually**

I don't see my courses.  
Manually enter any courses you took that are not listed above.

Dept	Course No.	Course Title	Units	Grade
<input type="text"/>	<input type="text"/>	<input type="text"/>	<input type="text"/>	-- ▾

[Add another course](#)

**UNIVERSITY OF CALIFORNIA**

**For non-California Community College students:**

UC does not have transferable course lists for colleges/universities other than California community colleges, so students must type in department name, course number, course title, and unit value, then select the grade earned.

**For all students:**

Students **must enter all courses** taken even if they believe they are not transferable; they don't want credit for them; they believe the "old grades" are not reflective of their current academic abilities; an Academic Renewal (AR) or Incomplete (I) grade was earned; they withdrew from the course; or they later repeated the course.

**Missing/inaccurate information may be viewed as falsification and result in cancellation of the application at all UC campuses.**

### Enrollment gap

Fall 2023 Delete Edit

Dept.	Course No.	Course Title	Units	Grade
ENGIN	210	Thermodynamics	3.0	IP
ENGIN	230	Introduction to Circuits and Devices	4.0	IP
ENGIN	257	Statics and Strength of Materials	3.0	IP
MATH	294	Differential Equations	5.0	IP
PHYS	231	Physics for Engineers and Scientists C: Optics and Modern Ph	4.0	IP

You indicated you were not enrolled in any college courses during these terms. Please explain why.

Spring 2024 Explain why ←

Continue

### Academic history

#### College courses & grades

\* required

#### Enrollment gap

Please tell us why you were not enrolled during the term.


Term: Spring 2024

Reason \*

150 characters remaining

Save & continue
Cancel

If there is a gap in attendance, you will be prompted to explain why you were not enrolled. If you made an error and did enroll during an identified “gap” term, you must go back and adjust the dates and terms of attendance at the appropriate college and then enter the coursework attempted/completed.




**UC-E and UC-M**

---

**English & math**

- If your entered coursework appears to be missing the required English or math courses, you will need to indicate your plan to complete these courses on this screen.



**College / University English composition**

Prior to transfer, will you complete two transferable college courses in English composition (not including English as a second language courses)?

What is the status of the first course? \*

In progress

Planned

None planned / not completed

Completed with a grade of C or better

What is the status of the second course? \*

In progress

Planned

None planned / not completed

Completed with a grade of C or better

---

**College / University mathematics**

Prior to transfer, will you complete one transferable college course in mathematical concepts and qualitative reasoning? \*

In progress

Planned

None planned / not completed

Completed with a grade of C or better

If the coursework you entered indicates that the student has met the minimum English (2 courses) and math (1 course) requirements for transfer to UC, **you will not see this screen.**

However, if your coursework appears to be missing required English or math courses, you will need to indicate your plan to complete these courses on this screen.

*Note:* this screen will also appear even if you are using an AP or IB exam score to meet an English or math requirement. In that case, you should mark 'None planned/not completed,' enter your test scores in the Exams section, and then return to this page to see that the requirement is met.

## Additional comments (Academic history)

### Academic history

#### Additional information



\* required

Have you ever been on academic probation? \*

No  Yes

#### Additional comments

If there's anything else you want us to know about your academic history, you can do so in the space below. But remember, you should use this space only if you want to describe anything that you have not had the opportunity to include elsewhere in this section (for example: a break in attendance, poor grades in a particular course or year, specific information about your school environment or policies that affect your academic record or choices for classes).

International applicants: If you selected Other as your school's grading system, please explain the grading system here.

550 characters remaining

UNIVERSITY  
OF  
CALIFORNIA

You must disclose any terms on academic probation. This will not disqualify you from being admitted.

Admission staff look at this section for an explanation of abnormalities in a student's academic record, such as a break in attendance or poor grades in a particular course or year, or for specific information about the school environment/policies that affect the academic record and/or availability of classes.

There is also another additional comments section later in the application with the PIQs. This comment box is for academic-related comments.



This section is where transfer students will report AP and IB scores, if they have them, as well as any English language proficiency exam scores.

## English language proficiency

### English language proficiency

- Only students who have **not** completed the two UC-E courses required for admission with a “C” or “B” grade (depending on the campus you’re applying to), need to submit an English language proficiency exam score.



**Test scores**  
English language proficiency tests

Students from a country where the language of instruction is not English are required to submit a score from one of the following tests: the Test of English as a Foreign Language (TOEFL), the International English Language Testing System (IELTS) examination (academic modules) or the Duolingo English Test (DET). TOEFL, IELTS or DET exam scores are preferred, but the score from ACT English Language Arts or SAT Writing and Language can also be used to demonstrate English language proficiency.

Do you have any TOEFL, IELTS, DET, ACT or SAT tests (planned or completed) to report? \*

Yes  No

**Add English language proficiency tests**

You can enter your tests (including those that you're planning on taking) one at a time by selecting the type of test and then clicking the "Add test" button below. You'll be able to enter information about each individual test in the follow-up questions. When you have finished entering all of your scores, click "Save & continue."

Which test did you take or plan to take?

Test type \*

Test type \*

- TOEFL iBT
- IELTS-Academic
- Duolingo English Test
- ACT English Language Arts
- SAT Writing & Language

Save & continue

Add test

### English proficiency exams:

You can demonstrate English proficiency by completing the two UC-transferable English composition courses required for transfer admission and receiving at least a “C” or “B” grade/mark, depending on the campuses you’re applying to. If you do so, you are not required to submit IELTS/DET/TOEFL exam scores.

You are considered proficient if:

- You’re applying to Berkeley, Davis, Irvine, Merced, Riverside or Santa Barbara and received grades/marks of “C” or higher in the English composition courses.
- You’re applying to UCLA, San Diego or Santa Cruz and received grades/marks of “B” or higher in the English composition courses.

Some campuses may request an interview to determine English skills during the application review process. Davis, UCLA and Santa Barbara may strongly recommend or require additional English proficiency testing for applicants admitted to their campuses.

**Keep in mind:** UC does not accept English composition courses from international universities where English is not the language of instruction.

Official English proficiency scores are not required unless/until a student is offered admission to UC. Students will then submit their official scores directly to the campus where they intend to enroll. Your scores must be valid (i.e., not expired) when you submit them to the campus.




## Activities & awards

Applicants can enter **up to 20** activities across 5 categories.


Enter the activities and categories that best reflect your interests and achievements.

Students are not required to have an entry for each category.

**Tip:** Spell out unfamiliar acronyms when listing your involvements!



### Activities & awards



\* required

You can enter your activities and awards one at a time. First, select a category from the dropdown menu below. Once you've selected a category, you'll be able to tell us more about the activity or award in the follow-up questions.

#### Description of categories

Award or honor: We want to know about the awards and honors you've received that mean the most to you.

Educational preparation programs: Any programs or activities that have enriched your academic experiences or helped you prepare for college. ⓘ

Extracurricular activity: These could include hobbies, clubs, sports or anything else you haven't had the chance to tell us about.

Volunteering / Community service: These are activities you've donated time and effort to without getting paid.

Work experience: This is for telling us about any paid jobs or paid internships you've had. ⓘ

#### Activity/Award [1]

Category\*

-- select --

-- select --

Award or honor

Educational preparation program

Extracurricular activity

Volunteer / Community service

Work experience

### Activities and awards

- There are five categories in the Activities and Awards section of the application. Choose experiences that have meaning, illustrate interests, and/or demonstrate leadership.
- Students will have twenty spaces to enter their activities
- Not all 20 entries have to be from the same category. Students should do their best to categorize activities in a way that makes sense to them. We wanted to allow students the flexibility and choice to enter the activities that best reflect **their** interests and achievements.
- Additionally, applicants don't NEED to have something in each of the categories, nor do they need to list 20 items.

**Educational preparation programs** – Programs include but are not limited to: Puente, Mesa, Umoja. A list of common programs appear in a drop-down menu. If a program is not included, manually enter it.

**Community Service** – Consistent participation over time may indicate commitment and dedication.

**Work Experience** – Demonstrates time management, responsibility and perhaps leadership.

**Awards & Honors** – Awards which are significant in nature – county-wide, state-wide and national - indicate a high level of achievement with significant competition. School-based awards are more meaningful to readers if context is provided, such as “5<sup>th</sup> place out of 500 students”.

**Extracurricular Activities** –Continued participation over time indicates passion, commitment, and sometimes leadership. Enter details about each activity.



**Activities and Awards Pro-Tips:**

- Avoid using acronyms for names of clubs or awards.
- Explain level of involvement in detail. Remember, what's important is what YOU did, not just what the activity is.
- Try to avoid listing the same activity in more than one section. Students should not repeat the entries, even if they might fit into more than one category.
- If an applicant did not have the time/opportunity to participate in school and/or community activities, volunteer/paid employment, explain to application readers why – how else did the applicant use their time and was it a choice or a requirement? For example: caring for siblings, elder-care, commitment to doing homework (research projects, papers, etc.). We understand that students are gaining valuable life experience and consider that as part of our comprehensive review.

**Activities & awards continued**

When describing the activity, focus on your **role, responsibility** and **accomplishments** rather than just describing the activity itself.

**UNIVERSITY OF CALIFORNIA**

**Activity/Award [1]**  
Category\*  
Educational preparation program

What was the program name? \*  
-- select --

**Briefly describe the program. \***  
Think about the program's main focus, your experience, and what you accomplished and learned while participating in the program.

350 characters remaining

**When did you participate in the program? \***  
If you participated in the program during the summer, select the grade you were in before that summer.

9th grade  
 10th grade  
 11th grade  
 12th grade  
 After 12th grade

**How much time did you spend in the program? \***  
Hours spent per week:   
Weeks spent per year:

**Save & continue** Cancel

It is important for students to remember to describe their **role, responsibilities and accomplishments** in the activity rather than focusing on describing the activity itself.

## Educational prep programs

**Activity/Award [1]**

Category\*

Educational preparation p... ▾

**What was the program name? \***

UCB Transfer Alliance Program ▾

- UC Merced Transfer Initiative Programs
- UC Scholars
- UCB Starting Point Mentoring Program
- UCB Transfer Alliance Program**
- UCD Transfer Opportunity Program
- UCI American Indian Resource Program (AIRP)
- UCI Anaheim Union Educational Pledge
- UCI California Diversity Pathway to Law
- UCI El Monte Union Pledge
- UCI Honors to Honors Partnership
- UCI Santa Ana Promise
- UCI Summer Scholars Transfer Institute (SSTI)
- UCI U-Link
- UCLA Center for Community College Partnerships (CCCP)/SITE
- UCLA Transfer Alliance Program
- UCLA VIP Scholars Program
- UCR Puente Connection (UCRP)
- UCR Smart Start Transfer Academy (SSTA)
- UCSC SAGE (Students Acquiring "A-G" Expectations)
- UCSB Transfer: Making It Happen (TIH)

UNIVERSITY  
OF  
CALIFORNIA

If you took part in an educational preparation program, select the program from the list. If your program is not listed, choose "Other" and manually enter the name of the program.




**Scholarships & support programs**

## Apply for scholarships


Apply for scholarships directly within the UC application by selecting those which match your characteristics, interests and background.

Explore scholarship options by category. You can select as many options for consideration as you choose.



### Scholarships & support programs

#### Apply for scholarships


\* required

You can apply to a number of UC scholarships (that means free money) right here in the application. The scholarships listed below are awarded to students with specific backgrounds, academic interests or career objectives. If you don't see any categories that are relevant to you, don't worry. In addition to these scholarships, each campus and many alumni associations award a variety of scholarships that recognize students' achievement and potential.

You'll also need to file a [Free Application for Federal Student Aid \(FAFSA\)](#) or a [California Dream Act Application](#) (if you're an undocumented student) to be considered for every type of financial aid possible, including the scholarships listed below. International students should not file these.

Click on a category to view the list of scholarships and check the boxes for the scholarships that you'd like to apply to.

[Expand All](#)

- > Academic major or interest
- > Affiliation with group, program or organization
- > Ancestry and descendants
- > Career plans
- > Ethnicity, national origin or religion
- > Extracurricular activities & work experience
- > Family circumstances and relationships
- > Health / disabilities
- > School or geographic affiliation
- > Transfer students

[Save & continue](#)


### Scholarships

- All UC campuses offer scholarships for students who meet specific criteria. There is a category specifically for Transfer students, but transfer applicants are not limited to this category.
- The applicant should review each scholarship choice and select all those that match their characteristics, interests, and background. There is no limit to the amount of scholarships students can select.
- Research other campus-based scholarships in the link provided at the bottom of the screen.
- Note:* Only scholarships available at one or more of the campuses you've selected will display, though not all scholarships displayed will be available at every campus you've selected.

## Support programs


---

You can also indicate interest in two of UC's many support programs for students — the **Educational Opportunity Program (EOP)** and **UC's Foster Youth Programs**.



## Scholarships & support programs

### Support programs



\* required

UC offers an array of programs and services designed to help every student have a fulfilling college experience.

While we encourage you to [explore all of our programs](#), you have an opportunity to express interest in two of our programs, right here in the application.

If you're interested, check the box below and answer the follow-up questions.

[Educational Opportunity Program \(EOP\)](#)

EOP and similar campus programs provide assistance through mentorship, academic programs, financial assistance, counseling/advising, and other campus support services to those who are first-generation college students, and/or from low-income and educationally disadvantaged backgrounds. EOP serves students from all ethnic backgrounds, and is open only to California residents and to American Indians from any state.

[UC Foster Youth Programs](#) ⓘ

These programs are for students who are current and former foster youth in the United States and/or part of the child welfare system. UC is committed to helping students to successfully transition to the university and offers a variety of support through the Guardian Scholars, Renaissance Scholars, Hope Scholar, FYRE Scholars and other similar programs.

Note: Individual campus program eligibility may differ. Visit [UC Foster Youth Programs](#) to learn more about each campuses' foster youth support programs.

Save & continue

If selected, additional follow-up questions will be presented to the applicant.



### Personal Insight Questions (PIQs)

- One required question; respond to 3 of the 7 other questions
- All questions hold equal value
- 350 words maximum per response
- Focus on the content, not the style, of your writing
- May be used for admission and scholarship consideration



### Required PIQ for transfers

Please describe how you have prepared for your intended major, including your readiness to succeed in your upper-division courses once you enroll at the university.

Another opportunity for us to learn more about you is within the Personal Insight Questions (PIQs). This is the written section of the UC application. Think of this as your opportunity to share additional and more detailed information that cannot be found elsewhere in the UC app, including what circumstances/experiences have shaped your academic/personal experiences.

Applicants must respond to three (3) of the seven (7) questions, plus the mandatory question (for a total of four responses). All questions have equal value, so respond to the three additional questions that are most relevant to you and your experiences!

Keep in mind, these are not essays. With only 350 words allowed per response, your PIQ responses should be direct and literal. Focus on what information you are sharing in your responses, not the style of your writing. Readers will not be evaluating these like a writing sample. This is an important part of the UC application and the campus review, so be sure that you are taking your time and using the available resources to maximize this section.


There is also an “Additional Comments” field in the UC application. That can be used if there is important information that you didn’t get to share elsewhere in the application that you want the campuses to know. This is also not an essay, so you can be direct. Do not use this section to answer an additional PIQ question!

Additional information about the personal insight questions can be found at <https://admission.universityofcalifornia.edu/how-to-apply/applying-as-a-transfer/personal-insight-questions.html>.



**PIQs continued**

Work on your PIQ responses in a separate document to check for spelling and grammatical errors. Once ready, copy and paste them into the UC application.




**Personal insight**  
Personal insight questions

You'll need to answer 4 questions: One question is required, and 3 are your choice.

We realize that not all questions apply to all applicants, so be sure to select the 3 questions that you believe give us the best information about you.


All 8 questions are given equal consideration in the application review process. Responses to each question should be between 250-350 words.



\* required

**Personal insight questions**

Want a copy of the personal insight questions emailed to you? It's a good idea to work on these before you enter them in the application.

[Email questions](#) 

Please answer the required question

Please describe how you have prepared for your intended major, including your readiness to succeed in your upper-division courses once you enroll at the university. [Answer](#)

Please answer any 3 questions below

1. Describe an example of your leadership experience in which you have positively influenced others, helped resolve disputes, or contributed to group efforts over time. [Answer](#)
2. Every person has a creative side, and it can be expressed in many ways: problem solving, original and innovative thinking, and artistically, to name a few. Describe how you express your creative side. [Answer](#)
3. What would you say is your greatest talent or skill? How have you developed and demonstrated that talent over time? [Answer](#)
4. Describe how you have taken advantage of a significant educational opportunity or worked to overcome an educational barrier you have faced. [Answer](#)
5. Describe the most significant challenge you have faced and the steps you have taken to overcome this challenge. How has this challenge affected your academic achievement? [Answer](#)
6. What have you done to make your school or your community a better place? [Answer](#)
7. Beyond what has already been shared in your application, what do you believe makes you a strong candidate for admissions to the University of California? [Answer](#)

[Continue](#)


This is a screen shot of the PIQ page. The word count is listed here, and students can opt to have the PIQ questions emailed to them on this screen.

Applicants should work on their PIQ responses in a separate document (e.g., Word document) and then copy and paste them into the UC application once ready. The UC application does not allow for tools such as grammar and spell check!

Transfer students are required to answer how they have prepared for their intended major.

- Avoid listing courses taken
- Focus on experiences in and out of class that show interest in the major/field
- Discuss how the applicant has taken the initiative to learn more about the major/field and gain greater knowledge and depth

## Additional comments (Personal Insight Questions)

**Personal insight**  
**Additional comments**  \* required

If there's anything else you want us to know about you, now's your chance. But remember, you should use this space only if you want to describe anything that you have not had the opportunity to include elsewhere in the application. This shouldn't be an essay, but rather a place to explain unusual personal or family circumstances, or anything that may be unclear in other parts of the application.

550 words remaining

[Save & continue](#)



UNIVERSITY  
OF  
CALIFORNIA

Students can use the additional comments section to explain any situation, circumstance or experience that does not appear anywhere else in the application or is not fully explained in the application. The Additional Comments section is not an opportunity for an additional PIQ response!



**Submitting the UC application**

## Review and submit

Before you submit your application, be sure to take the time to review each section.

Once submitted, only personal information can be updated!

UNIVERSITY  
OF  
CALIFORNIA

**Review & submit**

Here's your chance to review all of the information you've entered in the application. If you've skipped or missed any required questions, you'll see a "To do" button next to the page below.

Before you submit your application, you should review all the pages and sections below, even if they are marked as complete (indicated with a checkmark). Remember, we want to learn as much about you as possible — so it's a good idea to fill out as much as you can and review all the information you'll be sharing with us.

Fall quarter/semester 2025

> Expand all Print version

> About you	✓
> Campuses & majors	✓
> Academic history	✓
> Test scores	✓
> Activities & awards	✓
> Scholarships & support programs	✓
> Personal insight	✓

Start submission

### Review and submit

Before submitting the application, students will have the opportunity to review each section. A check mark appears beside the section to indicate that section is complete.

**Important:** Once submitted, only personal information can be updated (name, email address, etc.) Students should carefully review the application and ensure it is thorough and complete.

**Missing information**

Fall quarter/semester 2025	
> Collapse all	Print version
> About you	✓
> Campuses & majors	✓
> Academic history	✓
> Test scores	✓
> Activities & awards	✓
> Scholarships & support programs	✓
✓ Personal insight	
Introduction	✓
Personal insight questions	To do
Additional comments	Edit ✓
None reported	
Start submission	

UNIVERSITY OF CALIFORNIA

**Review and submit**

Students will be prompted to correct any errors before they can continue with the submission process.

**Missing Information**

If students are missing information, this warning will appear. Completed sections will have a checkmark. Sections missing information will not. Students can navigate directly to the section(s) with missing information and update.

## Missing information

If you did not address any gaps in your enrollment earlier in the UC application, you will be prompted again here.

If the reported number of units does not meet the minimum requirement, you will need to verify that the units reported are accurate.

- **Note:** This count does not include AP, IB or A-level exams!



### Gap in education

Your academic history indicates a gap of more than five months in your college education. Please use the space below to briefly explain the reason for this gap, and what you did or plan to do during that time. If this is incorrect and you do not have a gap in your education, you can edit your information by clicking the "Edit 'Academic history'" button below.

Edit "Academic history"

240 characters remaining

### Verify units and applicant level

Junior-level transfer students must have a minimum of 60 semester units or 90 quarter units. Based on the coursework information you provided in "Academic history," the number of units you reported (47 semester/70.5 quarter units) does not meet the minimum required for the level you selected. This total, however, does not include units you may have earned from AP, IB, and/or A-level exams.

If you think the coursework total (without exams) is incorrect, click on the button below to return to "Academic history" to edit your courses. If the total is correct, or if you believe you will have the minimum units with test scores you've reported, please check the box below to confirm your courses are accurately reported.

Edit "Academic history"

I confirm that I have reported the correct number of units. \*

[Save & continue](#) [Back](#)

### Gaps in education

- Applicants must explain all gaps in education for each term not enrolled. If you did not address this earlier in your application, it will prompt you here again.
- This will not disqualify you from being admitted; this is to help admission representatives understand your full educational and life context.

### Verify units and applicant level

- The application does a quick estimate of units to verify whether the student has sufficient units for the level they've applied to. **Note: This tally does NOT include AP, IB or A-level exams.**
- Students can go directly back to the Academic History to add courses/units they may have forgotten to add. Or, if the student knows they have enough units with exam scores, they can check the box confirming that they've reported the correct number of units. This will allow the student to continue with the submission process.

## Billing summary and fee waiver

There is an **\$80** application fee per campus (\$95 for international applicants).

If eligible for the UC application fee waiver, that will be noted on this screen. Applicants must accept and apply the fee waiver.

Application fees may be paid by credit card or check.



**Billing summary** \* required

Please review your campus selections and application fees below.  
The application fee is \$80.00 for each UC campus.

Selected campus	Fee
Berkeley	\$ 80.00
Irvine	\$ 80.00
Los Angeles	\$ 80.00
Riverside	\$ 80.00
Santa Cruz	\$ 80.00
<b>Total due</b>	<b>\$ 400.00</b>

**Fee waiver**  
You've qualified for a UC application fee waiver.  
The fee waiver allows you to apply to up to four campuses for free.  
Would you like to accept the fee waiver? \*  
 Yes  No

**Continue to payment \***  
Application fees are not refundable. Once your application has been submitted, you are expected to pay for all your campus choices, even if you cancel a campus at a later date.

Before proceeding to the payment process, you must agree to the following statement(s):

I understand that I am responsible for paying all appropriate application fees and that my application will not be processed unless I submit the fees, or an approved fee waiver, by the date requested.

I reviewed my application in its entirety, and made all necessary updates and corrections. I understand that I won't be able to change most of the information in my application once I submit it. I am ready to pay and submit.

[Back](#)

### Application Fees:

- For U.S. citizens or permanent resident students, the application fee is \$80 per campus.
- For International and non-immigrant applicants, the application fee is \$95 for each campus selected.
  - If an international or non-immigrant student currently attends school in the U.S., however, they may be eligible to pay the lower application fee of \$80 per campus.
- The application tool will advise of the fee amount on this page.

### Fee Waiver:

- A fee waiver is automatically calculated for California and domestic residents. The fee waiver calculator is activated from answers about the applicant's family size and income.
- If a fee waiver is granted, **the applicant must select "Yes" to accept the fee waiver.**
- If an applicant decides not to answer those questions, they *may* qualify for a fee waiver but would not receive one.

If the applicant makes a mistake on the family income amount, they can correct the information with an 'edit' button; eligibility for the fee waiver will automatically re-calculate with the revised information .

### Fee Waiver Eligibility

- For U.S. citizens or permanent residents or students who have attended a CA high school for at least 3 years, if students meet the low-income criteria used to qualify for free and reduced lunch, they will qualify for a UC application fee waiver for up to 4 campus choices but will be responsible for payment for any additional campus(es) to which they choose to apply.
- Students in California on a visa are not eligible for the UC application fee waiver.
- UC also accepts the College Board, ACT or NACAC fee waiver. Only one waiver may be used.

**Payment:**

- Application fee payment is required and non-refundable.
- Payment may be submitted by credit card in the application tool; **or** by mailing a check or fee waiver if a student didn't qualify for the UC application fee waiver but meets criteria established by the waiver provider.



## Release authorizations and Statement of Integrity

### Release authorizations

If you agree with a statement below, check the box next to it. These conditions are all optional and not agreeing will not affect your admission to the university. Not agreeing with a condition may have other consequences, so please read each one carefully. You may log back in to your application at any time to change these preferences.

I authorize the University of California to release application information, including copies of my application, to outside agencies that award scholarships.  
*Without this authorization, your application will not be shared with outside agencies that provide scholarships.*

I authorize the University of California to release biographical information from my application (including information regarding my ethnicity and sexual orientation) to recognized UC organizations and alumni groups that may wish to contact me before and after admission decisions are made.

I authorize the University of California to release to my school or college counselor/counseling office (or sponsoring agency) information regarding my application, including transcripts and other supporting documents, as they relate to my admission and scholarship status.  
*If you do not check the box, UC may not inform your school or counselor whether you have applied or been admitted.*

I authorize the University of California to release to my parents/legal guardian or spouse information regarding my application, including transcripts and other supporting documents, as they relate to my admission and scholarship status.  
*Without this authorization, information regarding your application will not be disclosed to your parents/legal guardian or spouse. For example, if you do not check the box, they cannot inquire about the receipt of your application, transcripts or other supporting documents, nor inquire about the status of your application.*

If I submit a Statement of Intent to register at a University of California campus, I authorize the release of my Smarter Balanced Assessment English Language Arts (ELA) score to the University of California to assist in determining whether I have met the Entry Level Writing Requirements and/or what supports I may need to successfully engage in writing courses at the University of California.

### Electronic signature and Statement of Integrity \*

By submitting this application, you authorize the University of California to release application information, including copies of your application, to any UC campus for admission or scholarship consideration.  
[View Statement of Integrity \(PDF\)](#)

I certify that my application and all information submitted during the admission process — including my academic record, personal statement, awards, activities, and supporting materials — are my own work, factually true and correct, and honestly presented. I understand that I am responsible for the accuracy of the application and that the University of California may verify the information.

I further understand that withholding information or giving false information or other misconduct prior to enrollment as described in the [UC Policy on Student Conduct and Discipline](#) and [UC Policy on Sexual Violence and Sexual Harassment](#) may be cause for denial of admission, withdrawal of an admission offer, registration cancellation, expulsion, or revocation of a University of California degree.

Date that you are submitting this application:

[Save & continue](#) [Back](#)

## Release authorizations and Statement of Integrity

The application cannot be submitted without the applicant’s electronic signature and acknowledgement of the Statement of Integrity.

The Statement of Integrity is to affirm that all information in the application is accurate and the personal insight responses were written by the applicant. **If information is withheld, such as poor grades, or falsification is detected, the application is subject to cancellation.**


### Signature Releases

- Review and check the release authorizations to share application information with scholarship agencies, parent/guardian, counselors and/or UC organizations and alumni groups.
- Electronically sign and date the application to verify accuracy and acknowledge that the applicant is the author of their personal insight responses.
- The electronic signature also authorizes the release of official examination score(s), if submitted, to all UC campuses to which the student applied.
- Information in the application is subject to verification. If an applicant is selected for verification, non-compliance will result in cancellation of the application and the application fee will not be refunded.

### Submission confirmation

**After submission, be sure to make note of the following:**

- Application ID
- Date submitted
- Payment method
- Confirmation ID



## GOOD JOB!

you did it! You've successfully submitted your UC application! Before you leave, make sure to review the information below about your payment and what steps to take after you submit.

### Submission confirmation

Here's a summary of your application and fees. Please print a copy of your submission confirmation and your application using the buttons below. You'll want to keep both of these documents for your records. You will also receive an email at \_\_\_\_\_ with this information.

Selected campus	Fee
Berkeley	\$ 80.00
Irvine	\$ 80.00
Los Angeles	\$ 80.00
Riverside	\$ 80.00
Santa Cruz	\$ 80.00
<b>Subtotal</b>	<b>\$ 400.00</b>
<b>Fee waiver</b>	<b>- \$ 320.00</b>
<b>Total paid</b>	<b>\$ 80.00</b>

Application ID:  
Date submitted: 07/13/2023  
Payment method: Credit Card  
Confirmation ID: 6892826864666173403005

[Print a receipt](#)

[View & print your application](#)

Students should keep their application ID in a secure place, as this will be used throughout the admission process, including decision release occurring in the spring.

This screen will show the complete list of campuses applied to, fees, fee waiver, application ID, date submitted, and payment method. Applicants will also receive confirmation via email.

## After submission

Once submitted, applicants can log back into their UC application to view the available options listed in the navigation menu.

Changes to the UC application are limited once submitted.



**Application status**  
Submitted application  
Fall quarter/semester 2025

Application ID:  
Submit date: 06/20/2024

Campuses applied to:

Campus	Date Forwarded
UC Merced	
UC Riverside	
UC Santa Cruz	

Important! UC may send important, time-sensitive correspondence to applicants by email, so be sure to check your email regularly (including your spam folders). We recommend you use a non-school issued email account (e.g. Gmail, Yahoo).

[View fees & payments](#)

Transfer Academic Update (TAU) ⚠ Not submitted

[View application](#)

- Add a campus choice
- Update personal information
- Update English language proficiency test
- Update IB exams
- Update AP exams
- Update international exams
- Update release authorization

### Application Status

After submission, a student can log back into their application and see the following menu. Here students can see when their application was forwarded to the campus. Updates can be made in any of the sections listed on this screen, so keep in mind that Academic History and adding Activities and Awards or editing the PIQs is not an option once you submit.



**Transfer Academic  
Update (TAU)**

## Transfer Academic Update (TAU)

### Transfer Academic Update

- All transfer applicants must submit the TAU.

UNIVERSITY  
OF  
CALIFORNIA

### Transfer Academic Update

#### Introduction

To ensure we have your most current academic information, sophomore, junior and senior transfer applicants are required to submit a Transfer Academic Update (TAU). You must provide your final grades from the previous term and list all courses in progress or planned for the term before you expect to enroll. Even if you do not have any in-progress or planned courses and your academic record was complete in your original application, you still must complete the Transfer Academic Update.

#### Instructions

You must complete each TAU section in sequential order. Once all steps are completed, you can review your information on the "Review & submit" page. From that page, you can navigate to each section, fix any errors or make any changes, and proceed through each section again. Once your information is correct and complete, you can submit the TAU.

Each applicant must submit at least one TAU. Once a TAU is submitted, it cannot be edited or changed. If you need to make any additional changes or updates, you'll need to submit a new TAU.

You have not submitted the Transfer Academic Update.

Continue

Cancel

- Even if an applicant is not currently enrolled, and all information was submitted on the original admission application, **all transfer applicants are required to submit the Transfer Academic Update (TAU).**
- The TAU allows students to enter fall grades and list courses in progress or planned.
- Students must submit a TAU by January 31 to ensure their application receives full consideration. TAUs submitted after the priority deadline of January 31 may not be considered.

## TAU — Colleges

**Transfer Academic Update**  
**Colleges**

The colleges you entered in your application are listed below. Please review the information and make any necessary changes.

<b>COLLEGE OF SAN MATEO</b>		<span style="color: red;">!</span> <a href="#">Edit</a>
ALL LOCATIONS, CA		
College code:	004070 (id:7601; ATP)	
Attended:	July 2023 - May 2025	
Current or most recent college:	Yes	
Term system changed:	No	
Term system:	Semester	
Enrolled terms:	Fall 2024 Spring 2025	
Has Assoc. Transfer/UC Transfer Pathway degree	Yes	
Degree, diploma or certificate:	Associate for Transfer (AA-T, AS-T)	
Degree major / Date received:	Biology, April 2025	

Add college
I've finished updating colleges

Introduction **Colleges** Courses & grades Minimum requirements Additional information Review & submit

**Transfer Academic Update**  
**College Information**

TAU only includes changes related with the current academic year, starting with the last completed term. Information such as term system and grading system cannot be changed.

**COLLEGE OF SAN MATEO, 004070-3**  
**ALL LOCATIONS, CA**  
School code: 004070-3

**When did you attend this college? \***

Start date: Month Year

End date: Month Year

**Is this your current or most recent college? \***

No  Yes

**What is this college's grading system?**

All CA Community Colleges use A B C D F grading system which include all letter grades, credit/no credit, pass/no pass, incomplete, withdrawn, academic renewal, in progress and planned grades.

A B C D F

**What is this college term system? \***

Semester

**Please select all the terms when you were enrolled at this college.**

Fall 2024

Spring 2025

**Did you or will you receive an Associate for Transfer or UC Transfer Pathway (UCTP) Associate's degree?**

No  Yes [Clear](#)

Degree Level: Associate for Transfer (AA-T, AS-T)

Date received / will receive: Month Year Major

+ Add another Associate for Transfer degree

Degree Level: UC Transfer Pathway (UCTP) Associate's Degree  
UC Transfer Pathway degrees are not available for this college.

Save & continue
Cancel

- Applicants can review and update their college information as needed in the TAU for the current academic year (2024-2025)
  - *Note:* Grading system cannot be changed.
- If a student is not currently enrolled, they would enter an explanation in the Comment Box.
- If a student is currently enrolled, submit grades for fall 2024 courses and confirm or update the winter and/or spring 2025 courses.
- **The priority deadline to submit the TAU is January 31. Students are notified via email in mid-December when the TAU is available.**

Introduction
Colleges
Courses & grades
Minimum requirements
Additional information
Review & submit

## TAU — Courses and grades

---

### Courses and grades

- Transfer applicants must update their fall grades and winter/spring coursework in the TAU.
- Completing the TAU is required even if you do not have any changes from what was reported in your UC application.

### Transfer Academic Update Courses & grades

TAU only includes changes related to the current academic year, starting with the last completed term. Please report all the courses you enrolled in and the grades you received for each college and term listed below. Include withdrawals, incompletes and courses you may plan to repeat at a later date.

COLLEGE OF SAN MATEO  
ALL LOCATIONS, CA  
College code: 004070

Grading system: A B C D F  
Term system: Semester

Edit

**Fall 2024** ! Delete Edit

Dept.	Course No.	Course Title	Units	Grade
ASTR	101	Astronomy Laboratory	1.0	IP
ASTR	100	Introduction to Astronomy	3.0	IP
CIS	140	Big Data Analytics	4.0	IP
CIS	117	Python Programming	4.0	IP
MATH	200	Elementary Probability and Statistics	4.0	IP
MATH	270	Linear Algebra	3.0	IP

**Spring 2025** ! Delete Edit

Dept.	Course No.	Course Title	Units	Grade
AQUA	127.1	Swim Stroke Development I	0.5	PL
CIS	256	(CS2) Data Structures: Java	4.0	PL
CIS	502	Applied Python Programming	4.0	PL
CIS	124	Foundations of Data Science	4.0	PL
HIST	106	World History II: From 1500 to Present	3.0	PL

Continue

Back

- Applicants will update their Fall 2024 grades and winter/spring 2025 coursework information in the TAU.

## TAU — Additional information & review

Introduction **Colleges** Courses & grades Minimum requirements **Additional information** Review & submit

### Transfer Academic Update

#### Additional information

\* required

Please review the information below and make any necessary changes.

Have you ever been on academic probation? \*

No  Yes

**UC Transfer Pathway**

If you followed a UC Transfer Pathway (2) and completed all of the Pathway course expectations for your intended major, please indicate which Pathway.

-- select -- Clear

Add Another UC Transfer Pathway

**Additional comments**

If there's anything else you want us to know about your academic record, you can do so in the space below. But remember, you should use this space only if you want to describe anything that you have not had the opportunity to include elsewhere in this section (for example: a break in attendance, poor grades in a particular course or year, specific information about your school environment or policies that affect your academic record or choices for classes).

International applicants: If you selected Other as your school's grading system, please explain the grading system here.

550 characters remaining

Save & continue Back

UNIVERSITY  
OF  
CALIFORNIA

Introduction **Colleges** Courses & grades Minimum requirements **Additional information** Review & submit

### Transfer Academic Update

#### Review & submit

\* required

To ensure your Transfer Academic Update is officially recorded, complete all steps and click "Submit." You will receive a confirmation to print for your records.

**Review information**

Please review all of your information carefully. If you need to make changes, click the corresponding "Edit" button. Once your information is correct and complete, check the box at the bottom of the page and enter your initials to certify the accuracy of your information and then click "Submit."

Expand All Print version

- > Colleges Edit
- > Courses & grades Edit
- > Minimum requirements Edit
- > Additional information Edit

**Certify accuracy**

I certify that the information I have provided is accurate and complete.  
I have included all terms and courses within those terms for the schools listed above.  
I have attended no other schools during these terms.

I agree that the above statements are correct.  Enter Initials

Submit

Students must be in good standing at any prior UC campus they attended, as well as at their last school of attendance. Indicating "Yes" for academic probation does not automatically disqualify a student from admission.

In order to submit the TAU, applicants must certify that the information reported is complete and accurate.



## TAU — Submission confirmation

### Fall quarter/semester 2025 application Transfer Academic Update Confirmation

[Print version](#)

Application ID: 3940021

Name: Vance Smith

Your information has been successfully submitted as of the date shown below. Remember to print this page for your records. If you revisit the site later to make additional updates, you will be able to print a new confirmation page.

#### Colleges

COLLEGE OF SAN MATEO

ALL LOCATIONS, CA

College code: 004070

Grading system: A B C D F

Current or most recent college: Yes

Attended: July 2023 - May 2025

Term system changed: No

Term system: Semester

Enrolled terms: Fall 2024, Spring 2025

Has Assoc. Transfer/UC Transfer Pathway degree: Yes

Degree, diploma or certificate: Associate For Transfer (AA-T, AS-T)

Degree major / Date received: Biology, April 2025

**UNIVERSITY  
OF  
CALIFORNIA**

### Application status

#### Submitted application

#### Fall quarter/semester 2025

Application ID:

Submit date: 06/20/2024

Campuses applied to:

Campus	Date Forwarded
UC Merced	
UC Riverside	
UC Santa Cruz	

Important! UC may send Important, time-sensitive correspondence to applicants by email, so be sure to check your email regularly (including your spam folders). We recommend you use a non-school issued email account (e.g. Gmail, Yahoo).

#### View fees & payments

Transfer Academic Update (TAU)

View application TAU submitted 06/21/2024

#### Add campus choice

Update personal information

Update English language proficiency test

Update IB exams

Update AP exams

Update international exams

Update release authorization

This is the confirmation of completion of the TAU. Once submitted, applicants can view this confirmation when they log into their UC application.

Students should check email frequently, as admission representatives from campuses may ask for additional information or clarification of information on the TAU.



Need assistance?

If you have questions, contact the application help desk at [ucinfo@applyucsupport.net](mailto:ucinfo@applyucsupport.net)

Or call the UC Application Center:  
Within the U.S.: (800) 207-1710  
Outside the U.S.: (925) 298-6856



Helpdesk hours:

Monday – Friday: 10 a.m. – 6 p.m. PST  
Saturday & Sunday: Closed

November & December hours:

November 1–15: Monday – Friday, 8 a.m. – 6 p.m. PST  
November 18–22: Monday – Friday, 8 a.m. – 8 p.m. PST  
November 23–24: Saturday – Sunday, 8 a.m. – 10 p.m. PST  
November 25–27: Monday – Wednesday, 8 a.m. – 10 p.m. PST  
November 28: Thursday – closed  
November 29–30: Friday – Saturday, 7 a.m. – 11 p.m. PST  
December 1–2: Sunday – Monday, 7 a.m. – midnight PST  
December 3: Tuesday 8 a.m. – 6 p.m. PST

Closed on the following holidays:

November 28, December 25 & January 1

The UC application Help Center is available to help students navigate and complete the UC application.

*\*Updated hours reflect the December 2 extended deadline for fall 2025 applications\**

Transfer admission resources

---



**General admission information**

[admission.universityofcalifornia.edu](https://admission.universityofcalifornia.edu)

**UC admission requirements**

[admission.universityofcalifornia.edu/admission-requirements/transfer-requirements](https://admission.universityofcalifornia.edu/admission-requirements/transfer-requirements)

**UC admission selection process**

[admission.universityofcalifornia.edu/how-to-apply/applying-as-a-transfer/how-applications-are-reviewed.html](https://admission.universityofcalifornia.edu/how-to-apply/applying-as-a-transfer/how-applications-are-reviewed.html)

**Filling out the UC application**

[admission.universityofcalifornia.edu/how-to-apply/applying-as-a-transfer/filling-out-the-application.html](https://admission.universityofcalifornia.edu/how-to-apply/applying-as-a-transfer/filling-out-the-application.html)



**Campus major preparation information for transfers**

---

**UC Berkeley** | [admissions.berkeley.edu/transfer-admissions-information-by-college](https://admissions.berkeley.edu/transfer-admissions-information-by-college)

**UC Davis** | [ucdavis.edu/admissions/undergraduate/transfer/selective-major-requirements](https://ucdavis.edu/admissions/undergraduate/transfer/selective-major-requirements)

**UC Irvine** | [admissions.uci.edu/apply/transfer-students/requirements.php](https://admissions.uci.edu/apply/transfer-students/requirements.php)

**UCLA** | [admission.ucla.edu/apply/transfer/deciding-on-major](https://admission.ucla.edu/apply/transfer/deciding-on-major)

**UC Merced** | [admissions.ucmerced.edu/transfer/major-preparation-schools](https://admissions.ucmerced.edu/transfer/major-preparation-schools)

**UC Riverside** | [admissions.ucr.edu/transfer/majors-preparation-guide](https://admissions.ucr.edu/transfer/majors-preparation-guide)

**UC San Diego** | [admissions.ucsd.edu/transfer/transfer-major-preparation.html](https://admissions.ucsd.edu/transfer/transfer-major-preparation.html)

**UC Santa Barbara** | [admissions.ucsb.edu/selective-majors](https://admissions.ucsb.edu/selective-majors)

**UC Santa Cruz** | [admissions.ucsc.edu/transfer-students#screening-major-requirements](https://admissions.ucsc.edu/transfer-students#screening-major-requirements)

Transfer programs and tools



**ASSIST.ORG**

[assist.org](https://assist.org)

**Transfer Academic Planner (TAP)**

[uctap.universityofcalifornia.edu/students](https://uctap.universityofcalifornia.edu/students)

**UC Transfer Pathways**

[admission.universityofcalifornia.edu/admission-requirements/transfer-requirements/uc-transfer-programs/transfer-pathways](https://admission.universityofcalifornia.edu/admission-requirements/transfer-requirements/uc-transfer-programs/transfer-pathways)

**Transfer Admission Guarantee (TAG)**

[admission.universityofcalifornia.edu/admission-requirements/transfer-requirements/uc-transfer-programs/transfer-admission-guarantee-tag.html](https://admission.universityofcalifornia.edu/admission-requirements/transfer-requirements/uc-transfer-programs/transfer-admission-guarantee-tag.html)



**Campus admission websites**

---

**UC Berkeley** | [admissions.berkeley.edu](https://admissions.berkeley.edu)

**UC Davis** | [ucdavis.edu/admissions/undergraduate](https://ucdavis.edu/admissions/undergraduate)

**UC Irvine** | [admissions.uci.edu](https://admissions.uci.edu)

**UCLA** | [admission.ucla.edu](https://admission.ucla.edu)

**UC Merced** | [admissions.ucmerced.edu](https://admissions.ucmerced.edu)

**UC Riverside** | [admissions.ucr.edu](https://admissions.ucr.edu)

**UC San Diego** | [admissions.ucsd.edu](https://admissions.ucsd.edu)

**UC Santa Barbara** | [admissions.ucsb.edu](https://admissions.ucsb.edu)

**UC Santa Cruz** | [admissions.ucsc.edu](https://admissions.ucsc.edu)

UNIVERSITY  
OF  
CALIFORNIA



---

**Thank you**

UNIVERSITY  
OF  
CALIFORNIA