
The 411 on ELC

Eligibility in the Local Context

April 21, 2026

Overview

- Overview of ELC & requirements
- School participation requirements
- The ELC portal
- FAQs
- Resources & Q&A



What is ELC?



ELC goals

- Increase pool of UC-eligible students.
- Help UC meet guidelines of the CA Master Plan to enroll the top one-eighth of public high school graduates.
- Recognize and reward the academic accomplishment of students who have made the most of the opportunities available to them.



ELC overview



Benefits of ELC for students



Recognition
within the
local context



Top 15% of rising
seniors receive
an outreach
letter from UC



ELC status is one of
the 13 comprehensive
review factors for
admissions

Benefits of ELC for schools

ELC participation can help stimulate a college-going culture, especially at schools that historically do not send many graduates to UC.



ELC guarantee

- Students designated in the top 9 percent statewide or in the local context (ELC) are guaranteed a spot within UC.
- This does **not** guarantee them admission to the campus of their choice.
- If offered admission via the referral process, applicants will be able to choose from an available major at that campus.



How ELC status is determined

ELC status is determined automatically when the UC application is submitted.

California residents who apply from an ELC-participating high school will be designated ELC if they:

- ✓ Have completed the specific pattern of 11 A-G courses prior to 12th grade
- ✓ Have a UC-calculated GPA that meets or exceeds the 9 percent benchmark GPA for that high school.

Required course pattern for ELC

- History (1 year)
- English (2 years)
- Mathematics (2 years)
- Science (1 year)
- Language other than English (1 year)
- Other A-G courses (4 years)

Benchmark GPA

- Represents the GPA cutoff for the expected top 9 percent of that high school's graduating class.
- Weighted and uncapped GPA.
- No lower than a 3.0 but may be higher than a 4.0.
- Reset every **other** year.



How applicants learn they have ELC status

After submitting their UC application, students can log in to view their ELC status in the “*View how your application is reviewed*” section.

View fees & payments

View application

Add a campus choice

Update personal information

Update ACT & SAT tests

Update SAT subject tests

Update English language proficiency test

Update IB exams


Update AP exams


Update international exams

Update release authorization


View how your application is reviewed


Top 9 percent messaging

Campuses review each individual application carefully and consider more than just grades. There are multiple factors that all UC campuses weigh, although campuses often apply these factors differently. To review these [factors](#) , visit UC's admission website.

You rank in the top 9 percent of your graduating class according to UC calculations. We refer to this as "Eligibility in the Local Context" or ELC. If you meet the minimum admission requirements and aren't admitted to any UC campus to which you applied, you will be offered a spot at another campus if space is available. For more information about ELC, visit the "[Local Path](#)"  page on UC's admission website.


[Return to "Application status"](#)

Campuses review each individual application carefully and consider more than just grades. There are multiple factors that all UC campuses weigh, although campuses often apply these factors differently. To review these [factors](#) , visit UC's admission website.

You rank in the top 9 percent of California high school students, based on your A-G course totals, UC GPA and our [admissions index](#) . If you meet the minimum admission requirements and aren't admitted to any UC campus to which you applied, you will be offered a spot at another campus if space is available.

[Return to "Application status"](#)

Not in the top 9 percent

Campuses review each individual application carefully and consider more than just grades. There are multiple factors that all UC campuses weigh, although campuses often apply these factors differently. To review these [factors](#)  , visit UC's admission website.

[Return to "Application status"](#)



School participation requirements

High school eligibility

Public or private schools must:

- ✓ Be located in California.
- ✓ Possess an American Testing Program (ATP) code.
- ✓ Have a full list of UC-approved courses for the most recent academic cycle.

Participating schools must:

- ✓ Forward student contact information annually.
- ✓ Submit student transcript data.
- ✓ Obtain parental authorization.

Parent/guardian authorization

- Privacy laws protect students' personal data and transcripts. In order to legally release this information to UC as part of the ELC program, schools must have authorization from the parents or legal guardian(s).
- Schools are responsible for obtaining authorization prior to forwarding the student information to UC.
- Sample authorization letters and forms are provided in the ELC portal.

Submitting student data

- Participating schools must submit student data for the top 15% of rising seniors annually by **June 30**.
- The top 15% is based on your school's own determination or ranking process.

All students applying from an ELC-participating high school are assessed for ELC status automatically upon submission of the UC application, even if not included in your top 15% list.

Submitting transcripts

- About ½ of ELC-participating schools are selected each year to submit transcripts for benchmark GPA resetting.
- Transcripts are due **September 30** to allow for the inclusion of summer after 11th grade coursework.
 - Exception: Schools first joining ELC must submit transcripts by June 30.
- The ELC school portal includes instructions for mailing transcripts or submitting electronically.

To allow UC to calculate the 9 percent benchmark GPA, schools will submit transcripts for the **top 15% of rising seniors based on your own determination or ranking process.**

ELC annual timeline

Open for new participation requests

June 30 — Deadline for schools to submit top 15% student data

UC outreach letter sent to students included in top 15% lists

Oct 1–Nov 30 — UC application filing period



April 15 — ELC schools sent submission instructions

June 1 — Deadline for new schools to join the ELC program

Sept 30 — Transcript deadline for selected schools for GPA benchmarking

The ELC portal



ELC school portal: Registration & login

UC ELC School Portal

ELC Overview

High School Eligibility

Parental Authorization

ELC Program Calendar

Welcome

The 2026 ELC instructions were sent by email on April 15th to the ELC contact(s) at the school. Please call the ELC Help Desk at 800-839-8507 if you did not receive the email (check your spam folder first).

Welcome to the University of California's Eligibility in the Local Context (ELC) website for participating high schools.

This site is for use by high school or district authorized personnel only.

All UC ELC School Portal users must register each year beginning April 15th.

Need to register for 2026?

[REGISTER](#)

Already registered for 2026?

User ID:

Password:

To change your password, click here:

[LOGIN](#)

[Forgot Your User ID?](#)
[Forgot Your Password?](#)

How do I get a User ID?

Participating schools are emailed a new Initial Access Code each year to allow registration on the ELC School Portal website. User IDs are selected by the high school as part of the registration process.

Need Help?

Please call the ELC Help Desk at 800-839-8507 for assistance or [Contact Us](#).

ELC school portal: Student contact data file


Due annually by **June 30**.

1. A “Student Contact File” Excel template is available for download in the portal.
2. Complete the template for the top 15% of rising seniors.
3. Upload the completed file to the ELC portal.

Contact us if assistance or a deadline extension are needed.

Schools can submit student contact data by either:

- Entering individual student records using the “Add Students” tab above OR
- Uploading a completed “Student Contact File”. Reference the Student Contact File Upload Directions to the right.

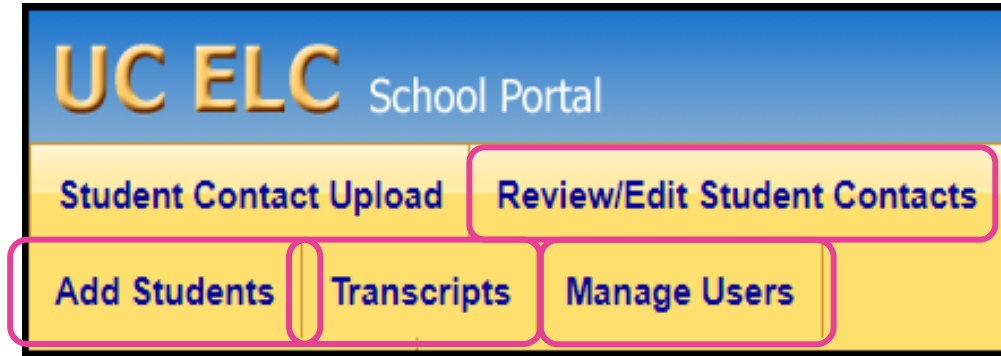
 [Download Student Contact File Template](#)

Upload Completed Student Contact File

Number of Students to Submit: 1

No file chosen

ELC school portal: Other tabs



Frequently Asked Questions



How can my school join ELC?

Schools can request to join the program by emailing ELC@ucop.edu.

Once the request is received, the ELC coordinator will confirm the school is eligible to participate and will pass on instructions regarding the next steps. Schools are eligible to participate if located in California, they have a full A-G course list and can meet the ELC data submission requirements.

Requests to join the ELC program must be received no later than **June 1** as the transcript submission deadline is June 30. The transcripts are needed from new schools in June to allow UC to calculate the 9 percent benchmark GPA to add to the application system for the next application cycle.

How do I know if my school participates in ELC?

Your Registrar or Head Counselor probably knows if the school participates in ELC if they have been responsible for submitting the student data. You can also contact the ELC program to have ELC participation confirmed.

What if I didn't receive the ELC submission instructions?

The ELC instructions were sent by email to the ELC contact in our records on April 15. Please check your spam folder if the email is not in your inbox.

Email ELC@ucop.edu if you need the instructions re-sent, you want instructions sent to a different email address or if there is a new ELC contact for the school.

How can I find the ELC status of my students?

If a specific student has checked the appropriate release on their UC application, the ELC program coordinator can discuss their ELC status with the counselor.

Students can log in to their submitted application and share with their counselor what message they see displayed.

If a student has attended multiple schools, how is ELC status determined?

The ELC determination uses the benchmark GPA that has been established for the high school the student attended at the **end of 11th grade**.

For example:

- If a student transfers to a new school for 12th grade, the ELC status determination will use the benchmark GPA for the school the student previously attended in 11th grade if that school is an ELC participant.
- If the student attended two schools in 11th grade, the benchmark GPA for the last school attended is used.

Can students appeal if they weren't designated as ELC?

ELC status appeals are not accepted.

If a high school counselor has concerns regarding ELC results for students at their school, they should email ELC@ucop.edu to report the concerns.

Do all campuses consider ELC in the same way?

ELC status is one of the 13 factors UC campuses may consider. While all UC campuses can consider the same 13 factors to evaluate applications, they often apply these factors differently. The review process and specific weight given to each factor can differ from campus to campus and year to year.

ELC status is not a guarantee of admission to any specific campus.

ELC contact information

Phone: (800) 839-8507

Email: ELC@ucop.edu



**Learn more about the ELC
and statewide guarantee on
the [UC admissions website!](#)**

[UC Counselors website](#)



[Subscribe to the Counselors & Advisers Bulletin \(CAB\)](#)



Thank you!