


Decoding UC online resources: Sharpen your detective skills and become a super sleuth



September 2025

Overview

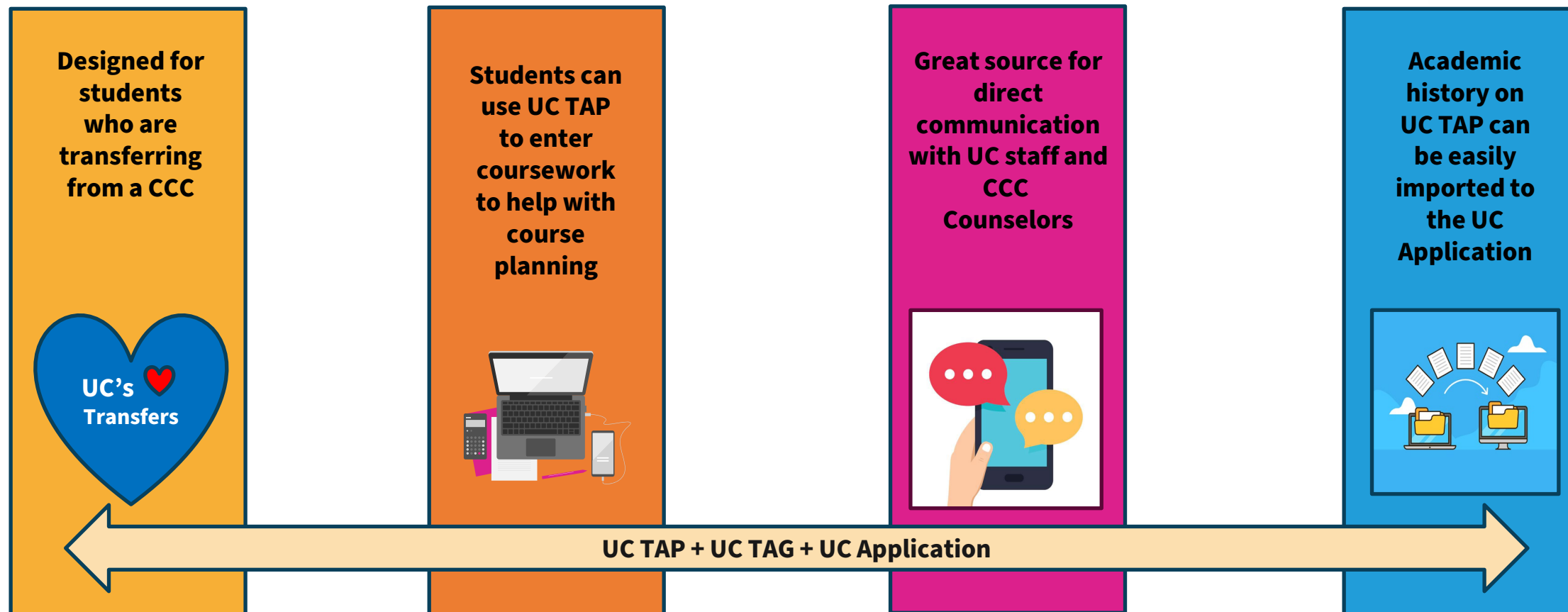
1. Transfer Admission Planner (TAP): Prepare the case
2. UC Information Center: Gather evidence
3. Counselor Resource Library: Be an investigator



UC Transfer Admission Planner (UC TAP): Prepare the case



UC Transfer Admission Planner (UC TAP) for students



UC TAP – for students

Navigating the UC TAP tool is very straightforward with sections focused on personal information, academic information, and transfer information.



Adobe Stock | #526492772

UNIVERSITY
OF
CALIFORNIA

Admissions

Home

About me

My academic history

My transfer plan

Sign out

TRANSFER ADMISSION PLANNING

Coursework

Add all college and university courses (including summer session and extension courses) for all terms you have attempted or completed (including courses you repeated), regardless of grade or length of attendance. Enter your grades exactly as they appear on your records. Be sure to include any courses that are currently in progress or planned for future terms. Click a course below to edit or remove it.

[Add a course](#)

Summer Term 2012 - [add a course to this term](#)

ALLAN HANCOCK COLLEGE - [add a course from this school](#)

Course	Units	Grade	Cert ¹	UC Area ²
DANC 101 Dance Appreciation	3	B	Y	H

Melissa's Transfer Admission Planner

About me

Personal information

Demographic information

Support programs

Account settings

My academic history

Schools attended

Coursework

Exams

My transfer plan

Where and when I plan to transfer

Apply for a Transfer Admission Guarantee (TAG)

How to create a UC TAP account



- Create/login to access UC TAP account for counselors.
- IT Support available if you face any technical issues.
- Counselors must have a unique login for each college they represent, even within the same district

A screenshot of the UC TAP website's 'Counselor Access - Set up account' page. The page has a blue header with the University of California logo and navigation links: Admissions, Requirements, How to apply, Tuition & financial aid, and Campuses & majors. The main content area is white and contains a form for creating a counselor account. The form includes fields for 'Full Name' (First, Middle, Last), 'Email', 'Re-type Email', and 'Birthdate' (Month, Day, Year). To the right of the form is a sidebar with a yellow background. The sidebar has a section titled 'California Community College Students' with a warning that this is not the section for creating an account and a link to 'here'. Below this is a section titled 'Having trouble?' with a link to 'Contact us about technical problems with UC TAP'.

UC Transfer Admission Planner (UC TAP) for counselors



**Calculate
PRELIMINARY
units, GPA and
completion of 7-
course pattern**

**Ability to send
notifications
and reminders
to specific
subgroups of
students**

**Provides the
list of UC TAG
contacts**

**View completed
and planned
coursework at
every institution
the student has
attended**

**Access to TAP &
TAG reports**

TAP Reports

- [Student Counts by UC Campus of Interest](#)
- [Student Counts by UC College & Major](#)
- [Student List by UC Campus](#)
- [Student Export](#)

UC Dual Admission Reports

- [Student List](#)

TAG Reports

Status Reports

- [Counts by UC campus](#)
- [Counts by UC College & Major](#)
- [Counts by Ethnicity](#)
- [Student List by UC Campus, Status](#)
- [Counts Claimed by Counselor](#)
- [Counts by UC Campus - Year on Year](#)

Outcome Reports

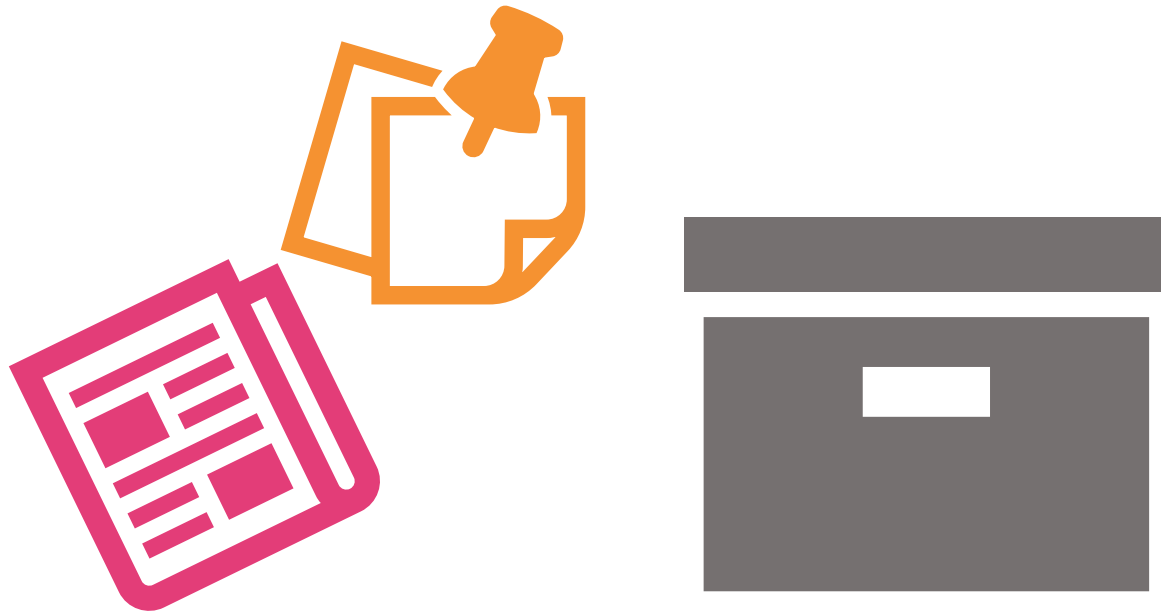
- [TAG App Counts by UC campus](#)
- [TAG App Counts by UC College & Major](#)

Psst!
Follow
the DATA



I'm
DATA!

UC Information Center: Gather evidence



UC Info Center: Quick links

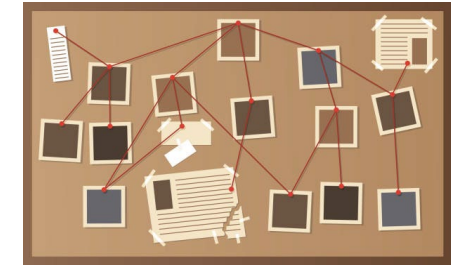


[Home](#) > [About us](#) > [Information center](#)



Information center

Explore the UC story through data



Quick Links

[UC at a glance](#)

[UC Accountability Report](#)

[More analyses](#)

[UC in California map](#)

[Dashboard update schedule](#)

[Comments and feedback](#)

ENSURING
TRANSFER SUCCESS
CONFERENCE

UNIVERSITY
OF
CALIFORNIA

 California
Community
Colleges

UC Info Center: Search bar

Subject ▼ Apply

- Admissions by source school
- California community college new enrollments at UC
- California community college outreach programs
- Enrollment destinations of UC admits
- Transfer fall admissions summary
- Transfers by major



Admission by source school

TR Eth by Yr

TR Eth by Col

TR Gnd by Yr

TR Gnd by Col

TR GPA by Yr

TR GPA by Col

>

Full year transfers average GPA by year and UC campus

☒ California public 2-year college

☐ California public 4-year college (CSU)

☐ California private 4-year college

☐ University of California

Academic year

2024-25*

Search by college

Campus

Universitywide

Search by city

County

(All)

School

ALLAN HANCOCK COLLEGE

AMERICAN RIVER COLLEGE

ANTELOPE VALLEY COLLEGE

BAKERSFIELD COLLEGE

BARSTOW COMMUNITY COLLEGE

BERKELEY CITY COLLEGE

BUTTE COLLEGE

CABRILLO COLLEGE

CANADA COLLEGE

CERRITOS COLLEGE

CERRO COSO COMMUNITY COLLEGE

CHABOT COLLEGE

CHAFFEY COLLEGE

CITRUS COLLEGE

CITY COLLEGE OF SAN FRANCISCO

CLACKAMAS COMMUNITY COLLEGE

COASTLINE COMMUNITY COLLEGE

County

Universitywide

Berkeley

Davis

Irvine

Los Angeles

Merced

Riverside

San Diego

Santa Barbara

Santa Cruz

Oroville

Aptos

Redwood City

Norwalk

Ridgecrest

Hayward

Rancho Cucamonga

Glendora

San Francisco

Fresno

Fountain Valley

County

Butte

Santa Cruz

San Mateo

Los Angeles

Kern

Alameda

San Bernardino

Los Angeles

San Francisco

Fresno

Orange

App GPA

3.39

3.45

3.44

3.36

3.27

3.52

3.45

3.40

3.41

3.41

3.60

3.49

3.35

3.43

3.53

3.43

3.50

Adm GPA

3.49

3.55

3.57

3.50

3.41

3.59

3.64

3.49

3.53

3.54

3.66

3.59

3.52

3.59

3.61

3.52

3.62

Enrl GPA

3.48

3.60

3.59

3.47

3.65

3.62

3.63

3.48

3.54

3.55

3.67

3.62

3.54

3.62

3.63

3.55

3.63



- UC's applicant, admit and enrollee information
- Ethnicity, gender and GPA reports
- Filter by community college, academic year, UC campus



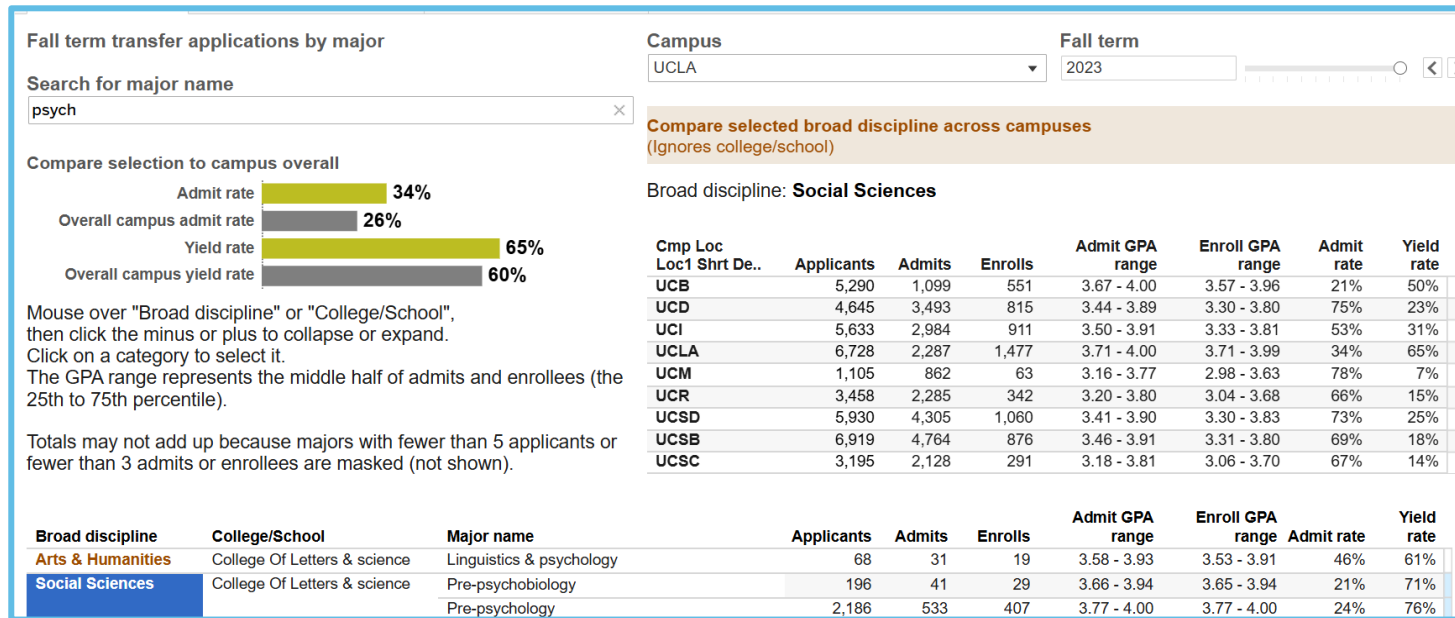
Transfers by major



By major name

By federal CIP category

By community college



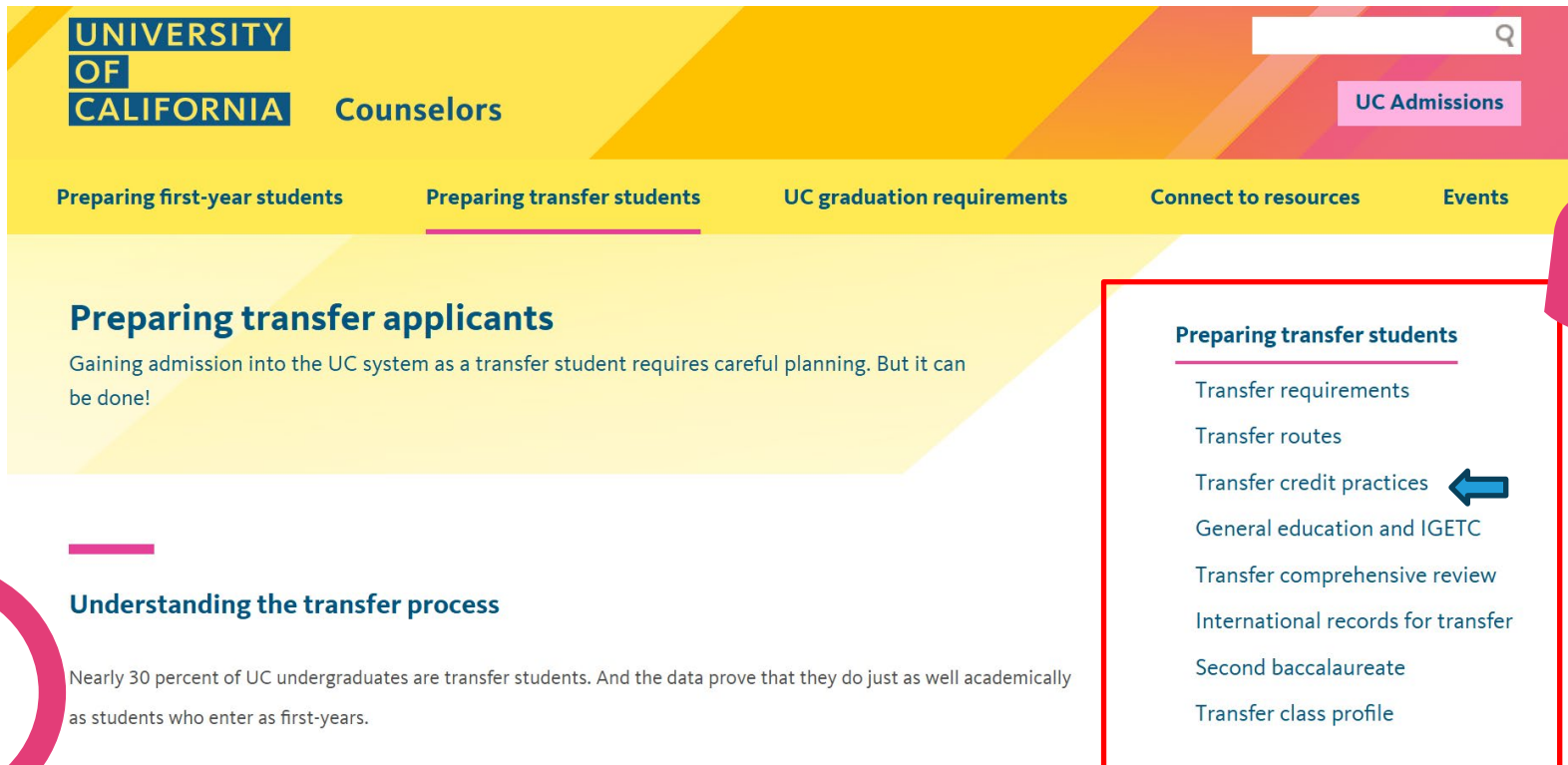
- CIP: Classification of Instructional Programs
- Cannot separate out specific majors.



UC Counselor Resource Library: Be an investigator



UC Counselor Resource Library



The image shows a mockup of the UC Counselor Resource Library website. The header features the University of California logo and the word "Counselors". A navigation bar includes links for "Preparing first-year students", "Preparing transfer students" (which is underlined), "UC graduation requirements", "Connect to resources", and "Events". A search bar and a "UC Admissions" button are also present. The main content area is divided into two sections. The first section, titled "Preparing transfer applicants", includes a paragraph about gaining admission as a transfer student. The second section, titled "Understanding the transfer process", includes a paragraph about the percentage of transfer students. A red box highlights the "Preparing transfer students" section, which lists various resources: "Transfer requirements", "Transfer routes", "Transfer credit practices" (indicated by a blue arrow), "General education and IGETC", "Transfer comprehensive review", "International records for transfer", "Second baccalaureate", and "Transfer class profile".

UNIVERSITY OF CALIFORNIA Counselors

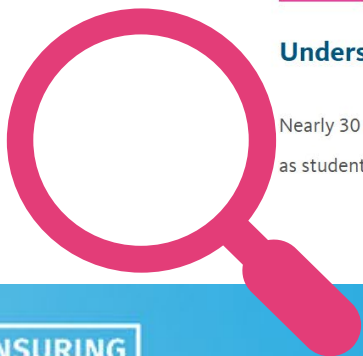
Preparing first-year students Preparing transfer students UC graduation requirements Connect to resources Events

Preparing transfer applicants
Gaining admission into the UC system as a transfer student requires careful planning. But it can be done!

Understanding the transfer process
Nearly 30 percent of UC undergraduates are transfer students. And the data prove that they do just as well academically as students who enter as first-years.

Preparing transfer students

- Transfer requirements
- Transfer routes
- Transfer credit practices
- General education and IGETC
- Transfer comprehensive review
- International records for transfer
- Second baccalaureate
- Transfer class profile



AUGUST 2025

Quick Reference Guide to UC Admissions

ENSURING
TRANSFER SUCCESS
CONFERENCE

Quick Reference Guide resource toolkit

- Highlights
 - Campus selection charts
 - Campuses policies and procedures for transfer evaluation
 - Campus selection
 - Major selection



UNIVERSITY
OF
CALIFORNIA



UC Transfer Admission Guarantee (TAG) for students applying for 2026–27 admission

Campus	Minimum UC Transferable GPA required for a TAG	Is completion of IGETC required?	Majors that require major preparation
Davis	College of Agricultural and Environmental Sciences: 3.2 College of Biological Sciences: 3.2 College of Letters and Science: 3.2 College of Engineering: 3.5 GPA's li There are For the:	No	Complete course group requirements for selective majors; see UC Davis TAG criteria for details.

UC Transfer Admission Guarantee (TAG) for students applying for 2026–27 admission

Campus	Is a pre-evaluation of coursework provided as part of TAG?	For which terms is a TAG accepted? What is the TAG filing period?	Is the major guaranteed as part of TAG?	What are the excluded majors for TAG?	Contact Information
Irvine	3.4 mini				
Merced	For the: School: School: School: [Exce] [Exce] GPA's li For the:	Davis Yes, wait for TAG decision before submitting UC application.	Accepted for fall quarter only. Filing period: Sept. 1-30	Yes, provided all TAG requirements are completed. Applicants to Landscape Architecture are approved in a "pre-major" status (no guarantee to the major).	Undeclared programs, Computer Science, Data Science and Landscape Architecture (applicants are approved in pre-Landscape Architecture with no guarantee to the major). UC Davis TAG contacts (530) 752-2971
Riverside	For the: College: [Exce] Marlan: [Exce] Com: College: [Exce] School: Graduat: School: GPA's li	Irvine No	Accepted for fall quarter only. Filing period: Sept. 1-30	Yes, provided all TAG requirements are completed.	Art, Business Administration, Dance, Music, Nursing Science and ALL majors in the Donald Bren School of Information and Computer Sciences. (The Art major requires a portfolio.) UC Irvine TAG (949) 824-6703
Santa Barbara	For the: College: [Exce] Marlan: [Exce] Com: College: [Exce] School: Graduat: School: GPA's li	Merced Yes, wait for TAG decision before submitting UC application. Decision release dates: Fall TAG: Nov 15 th Spring TAG: July 1 st	Accepted for fall; filing period: Sept. 1-30 Accepted for spring; filing period: May 1-31	Yes, provided all TAG requirements are completed.	All majors now open for TAG. Subject to change. UC Merced TAG (209) 228-7178 transfer@ucmerced.edu
Santa Cruz	For the: College: [Exce] Marlan: [Exce] Com: College: [Exce] School: Graduat: School: GPA's li	Yes, wait for TAG decision before submitting UC application.	Accepted for fall; filing period: Sept. 1-30	Yes, provided all TAG requirements are completed.	Art Studio UC Riverside TAG (951) 827-3411 Admissions.ucr.edu/ask
	For the: College: [Exce] Marlan: [Exce] Com: College: [Exce] School: Graduat: School: GPA's li	Accepted for fall quarter only. Filing period: Sept. 1-30	Yes, for College of Letters & Science (L&S) majors that do not have a pre-major. No, for L&S majors that have a pre-major; the pre-major is guaranteed, but further requirements must be met at UCSB after transfer in order to be accepted into the full major.	All majors in the College of Creative Studies; all majors in the College of Engineering; Dance B.A., Dance B.F.A., Music B.M., Theater B.F.A. in the College of Letters & Science.	UC Santa Barbara TAG (805) 893-2881
	For the: College: [Exce] Marlan: [Exce] Com: College: [Exce] School: Graduat: School: GPA's li	Yes, wait for TAG decision before submitting UC application.	Accepted for fall quarter only. Filing period: Sept. 1-30	Yes, for all screening majors. For the most current list of screening majors, please visit UC Santa Cruz TAG .	Computer Science B.A and B.S. UC Santa Cruz TAG (831) 459-4008 tag@ucsc.edu

Accurate as of June 23, 2025, for the 2026-2027 TAG application cycle. Subject to change. For future TAG application cycle information refer to each individual UC campus admissions website.

TAG roadmap for counselors

Understanding the TAG basics

- Highlights campus specific requirements
- Helps with accurate planning for TAG eligibility

ENSURING
TRANSFER SUCCESS
CONFERENCE

UNIVERSITY
OF
CALIFORNIA

California
Community
Colleges

Presenting yourself on the UC application

Detective tip!

UC application presentation
Available online!

Practical tips to help navigate the
application process

Presenting yourself on the UC application

Transfer

2025–2026

UNIVERSITY
OF
CALIFORNIA



Personal Insight Questions (PIQ) resources

- PIQ worksheet
 - Helps students brainstorm and organize responses
- PIQ video

The screenshot shows the University of California Admissions website. The top navigation bar includes links for Admissions, Requirements, How to apply, Tuition & financial aid, Campuses & majors, and an 'Apply now' button. The main content area is titled 'Personal insight questions' and includes a brief explanation of the questions. Below the text is a video player showing a woman speaking, with a 'Watch on YouTube' button. To the right of the video is a list of 8 questions. The right sidebar contains links for 'How to apply', 'Applying as a first year', 'Dates & deadlines', 'Filling out the application', 'Personal insight questions', 'How applications are reviewed', 'After you apply', and 'Applying as a transfer'. At the bottom right, there is a section titled 'Need more help?' with a link to 'Download our worksheets:' and links for 'English [PDF]' and 'Spanish [PDF]'.

UNIVERSITY OF CALIFORNIA Admissions Requirements How to apply Tuition & financial aid Campuses & majors Apply now

Home > How to apply > Applying as a first year > Personal insight questions

Personal insight questions

Imagine UC was a person. If we met face-to-face, what would you want us to know about you? These personal insight questions allow you to tell us. You could write about your creative side. Your thoughts on leadership. A challenge you've faced. Whatever questions you answer, make sure you show us your personality—just as you would in real life.

How to answer UC's Personal Insight Q... Watch later Share

Personal insight Questions

- 1.
- 2.
- 3.
- 4.
- 5.
- 6.
- 7.
- 8.

Watch on YouTube

Directions

- You will have 8 questions to choose from. You must respond to only 4 of the 8 questions.
- Each response is limited to a maximum of 350 words.
- Which questions you choose to answer is entirely up to you. However, you should select questions that are most relevant to your experience and that best reflect your individual circumstances.

How to apply

Applying as a first year

Dates & deadlines

Filling out the application

Personal insight questions

How applications are reviewed

After you apply

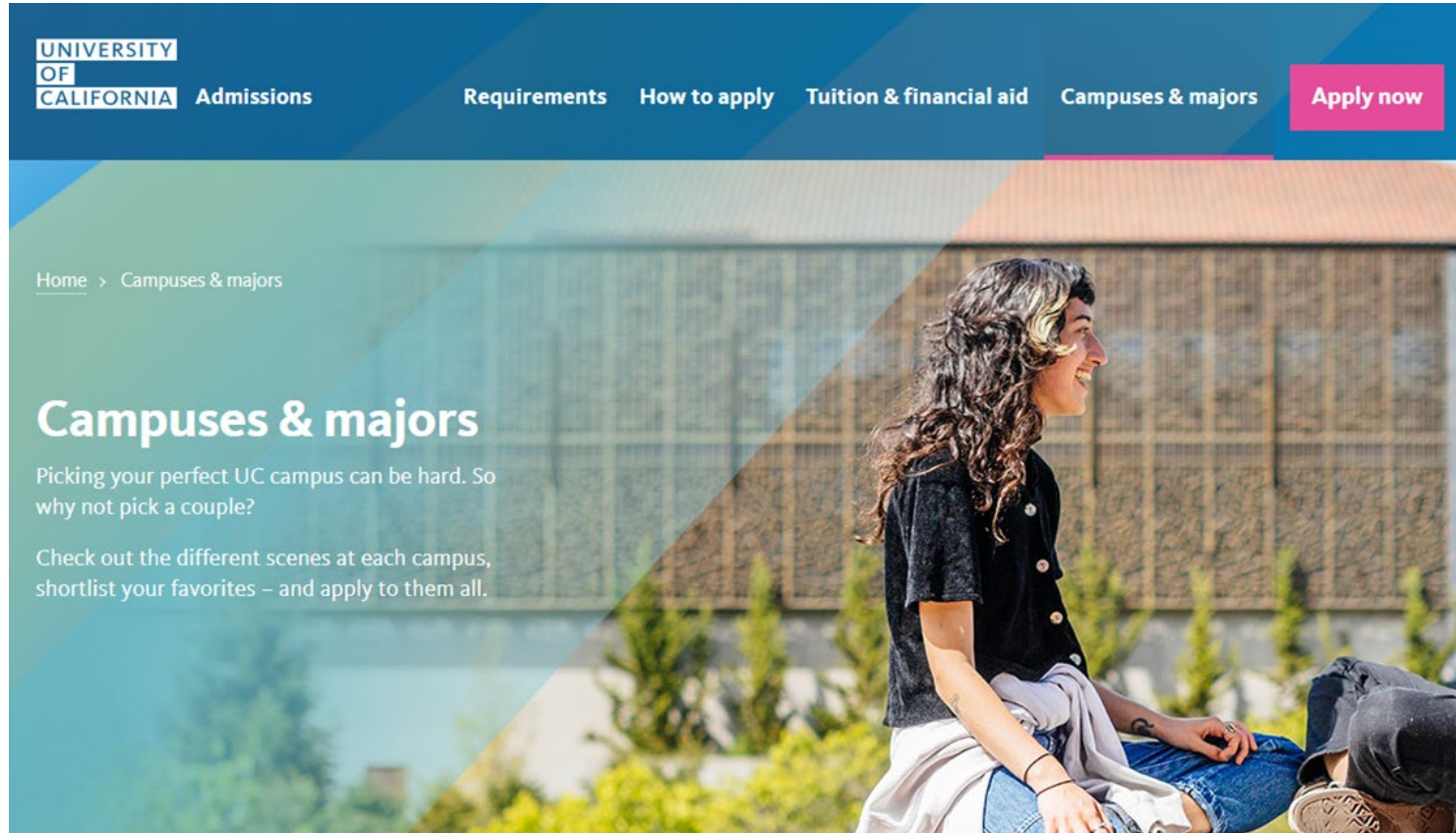
Applying as a transfer

Need more help?

Download our worksheets:

- › English [PDF]
- › Spanish [PDF]

UC campus-specific resources



UC campus-specific resources provide tailored information, contacts, and tools unique to each UC campus, helping counselors and students access specialized admissions guidance, program details, and campus support services.



Resource breakdown

Campus newsletters

Deliver regular updates on admissions, campus events, deadlines and resources, keeping counselors and students informed about the latest news and opportunities specific to each UC campus.



Virtual resources & events

The UC system offers interactive virtual tours, live webinars and self-guided online resources to help prospective students explore campuses remotely and learn about academic programs and student life.

Campus YouTube channels

Provide virtual tours and insights into campus life and academics, helping students and counselors explore and learn about each UC campus remotely.



Thank you for sleuthing with us!

