
The application station:

All aboard for a breakdown of the UC application basics

September 2025

UNIVERSITY OF CALIFORNIA
COUNSELOR
CONFERENCE



Agenda

- UC application logistics
- About you
- Campuses & majors
- Academic history
- Test scores
- Activities & awards
- Scholarships & support programs
- Personal Insight Questions
- Verify & submit
- Resources

Application logistics



UC application overview



UC-specific application

Distinct from the Common App and Cal State Apply



Nine campuses. One application

Apply to all 9 UC campuses with one application



Submit only requested materials

No unsolicited letters of recommendation or materials accepted

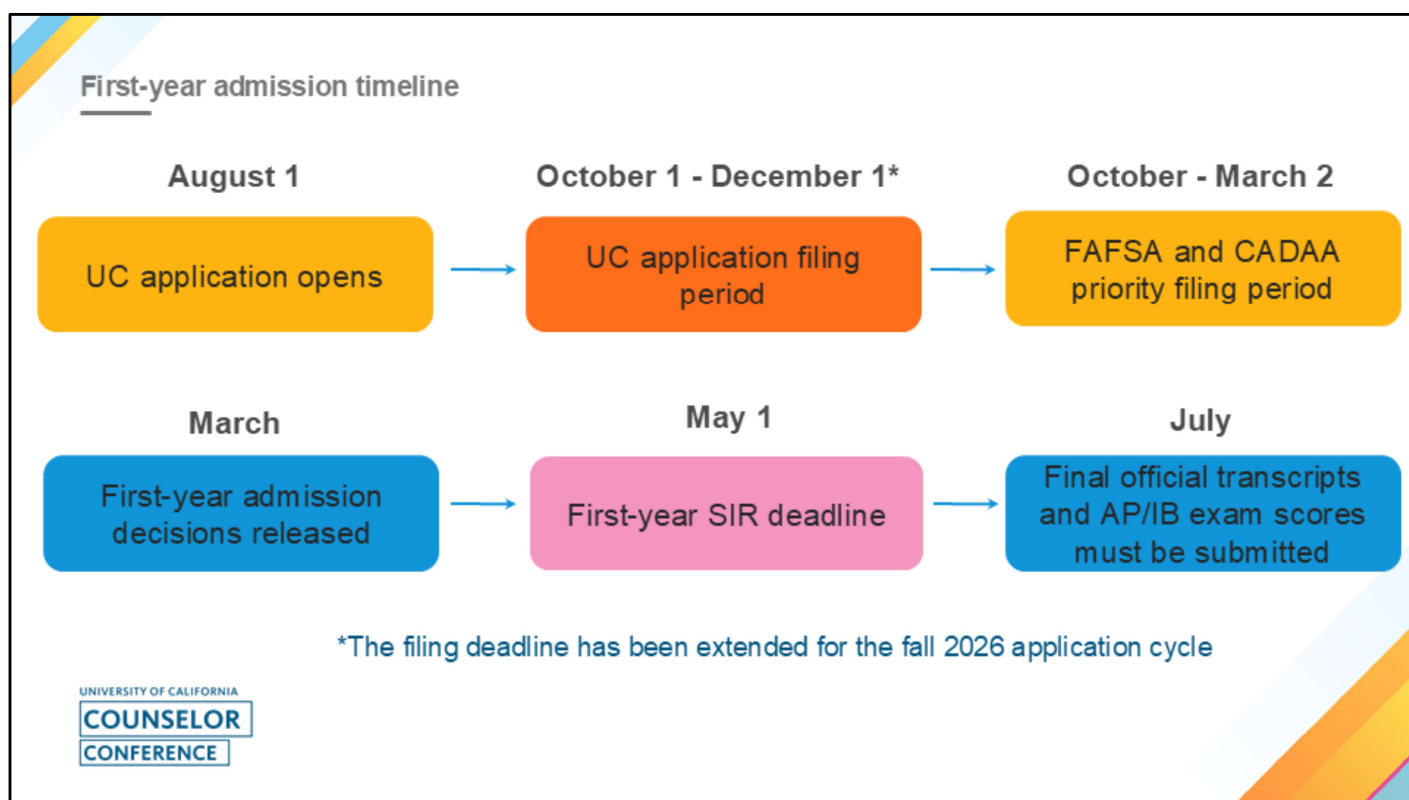


Application fees

Fee of \$80 per UC campus (\$95 for non-residents)

UNIVERSITY OF CALIFORNIA
COUNSELOR
CONFERENCE

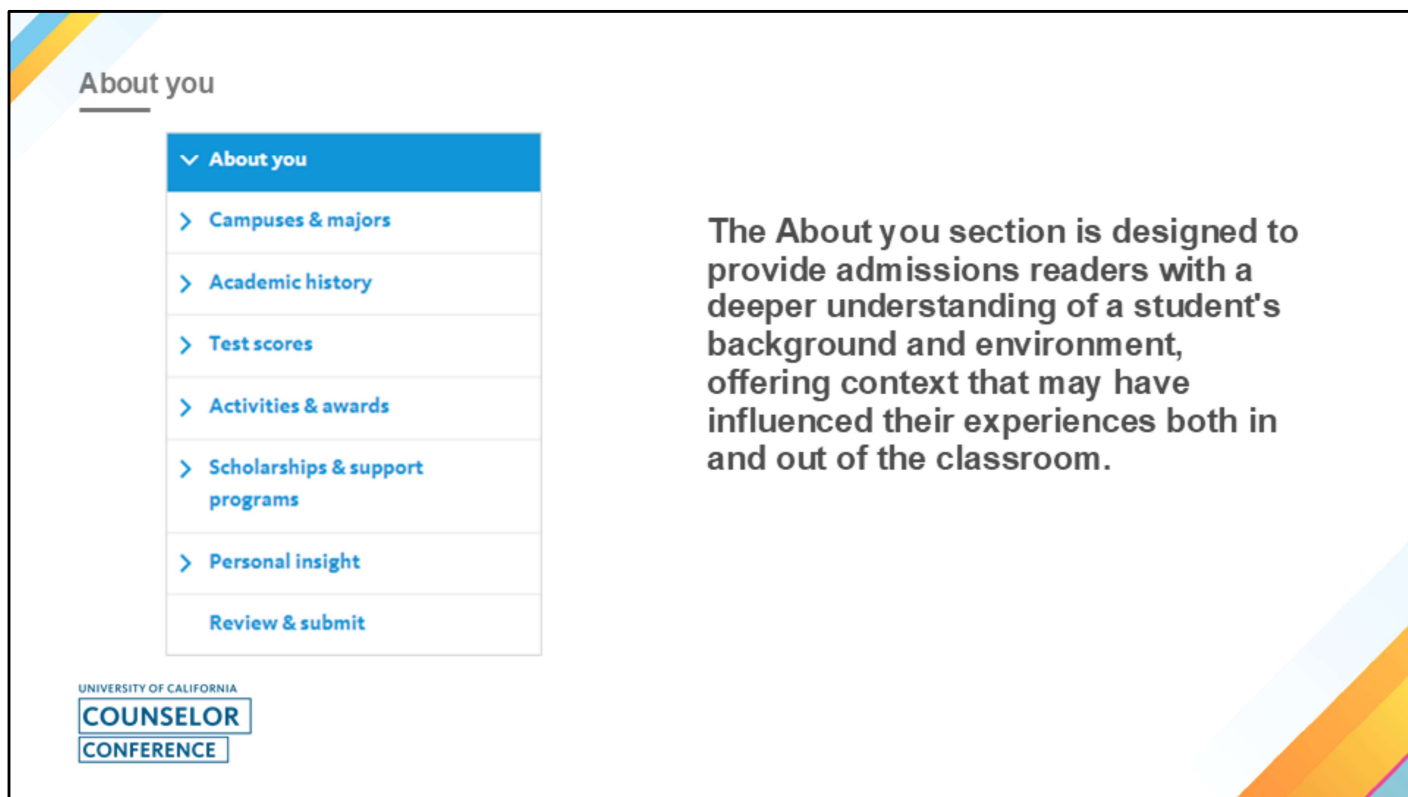
- Students can apply to all 9 UC campuses using one application.
 - Use the following link: <https://apply.universityofcalifornia.edu>
- This application is different from the one used for the Cal States and the Common App
- We do not require and will not accept letter of recommendation or supplemental materials *unless specifically requested from a student*
- The application fee is \$80 per campus (\$95 for non-resident applicants).
 - A fee waiver is available for eligible students based on family size and income information provided in the application. The waiver will cover the cost of four (4) campus application fees.



- Students can begin working on their UC application starting August 1, but they will not be able to submit it until October 1.
- The historical deadline for the UC application is November 30, but for the fall 2026 application cycle, the deadline has been extended to **December 1**.
- The priority filing period for both the Free Application for Federal Student Aid (FAFSA) and the California Dream Act Application (CADAA) is October through March 2.
- UC campuses release first-year admission decisions between March 1st - 30th, though some may release decisions earlier.
 - Students are admitted on a provisional basis, pending successful completion of all admission requirements.
 - All applicants will be notified of their admission status, whether admitted, waitlisted, or denied
 - Students who are not admitted may submit an appeal if they have new and compelling information that was not included in their original application. Each campus has its own appeal process.
 - Waitlisted students:
 - May accept waitlist offers from multiple campuses.
 - Must opt in to be considered.
 - Should submit a Statement of Intent to Register (SIR) to another campus while on the waitlist.
 - Waitlist decisions are typically released between May and July.
- May 1 is the deadline to submit the Statement of Intent to Register (SIR).
 - The SIR is how students formally accept or decline an offer of admission.
 - Students can submit a SIR to only one campus.
 - A \$250 non-refundable deposit is required with the SIR.
 - Once submitted, the SIR deposit cannot be transferred to another campus.
- Final official transcripts from all schools attended must be submitted by July 1.
 - Transcripts must be postmarked or electronically submitted by this date.
- Official AP/IB exams are due by July 15th.

About you





The screenshot shows a web interface for the 'About you' section of a University of California Counselor Conference application. On the left, there is a sidebar with a blue header 'About you' and a list of menu items: 'Campuses & majors', 'Academic history', 'Test scores', 'Activities & awards', 'Scholarships & support programs', 'Personal insight', and 'Review & submit'. The 'About you' header is highlighted in blue. To the right of the sidebar, there is a large text block explaining the purpose of the section. The University of California Counselor Conference logo is visible in the bottom left corner of the sidebar area.

About you

- ▼ About you
- > Campuses & majors
- > Academic history
- > Test scores
- > Activities & awards
- > Scholarships & support programs
- > Personal insight
- Review & submit

UNIVERSITY OF CALIFORNIA
COUNSELOR
CONFERENCE

The About you section is designed to provide admissions readers with a deeper understanding of a student's background and environment, offering context that may have influenced their experiences both in and out of the classroom.

The *About You* section helps admissions readers understand a student's background and environment. It provides important context for experiences inside and outside the classroom.

- Not every detail included will necessarily be used in the admissions process.
- Students are encouraged to complete this section thoroughly and accurately.

Counselors: Students may need to ask parents or guardians for some of the requested information, if possible.

Contact information

LIVED NAME

- UC application will ask students if they have a lived/preferred name
- Students lived name will be used in most communication with student unless it is required to use student's legal name

Do you have a lived name?

A lived or preferred name is a name you go by that is different than your legal name (for example, a middle name that you go by or a name that aligns with your gender identity). If you enter a lived name, we'll use it in most of our communications with you about the application, except when it's required for us to use your legal name.

☐ No ☒ Yes

Lived first name *

Lived middle name

Lived Last / family / surname *

Students can also add their lived middle & last name as well, not just their first name!

Contact Information:

Basic Identifying Details

- Name and Lived Name
- Birthdate
- Place of Birth
- Address
- CA Student ID (Optional)

Your background


- Questions about your student's life context
 - First spoken language
 - Marital status
 - Military dependent status
 - Students experiencing homelessness
(new for 2026)

NOTE: Race, ethnicity, gender, sexual orientation etc. only used for data and reporting purposes.

UNIVERSITY OF CALIFORNIA
COUNSELOR
CONFERENCE

About you

Your background


* required

In the next two pages, we want to know about your life outside of the classroom, including your family and background. This information gives us a better understanding of your home environment, and helps us determine if you're eligible for certain programs, scholarships or the application fee waiver.

We'll be asking questions about your family — specifically, their employment, level of education and income — so you may need to ask them for help.

What language did you learn to speak first?*

Language *

-- select --

Please tell us more about yourself

Check all that apply to you: *

☐ I am married or in a civil union/registered domestic partnership ⓘ

☐ I have children

☐ I've been in foster care or am a ward of the court in the United States

☐ I am unaccompanied and either homeless OR self-supporting and at risk of being homeless ⓘ

☐ When I attend UC, I will be a current or former member of the U.S. military

☐ None of the above apply to me

Are you a dependent of a U.S. military veteran or service member? ⓘ

☐ No ☐ Yes

Save & continue


NEW! Beginning with the fall 2026 app, a new question has been added to this section to determine whether a student may be homeless or at risk of being homeless.

The UC undergraduate admission process does not discriminate against, or provide preferential treatment to, any individual on the basis of race, sex, color, ethnicity or national origin, consistent with federal and state law.

Citizenship & residency

About you

Citizenship & residency



* required

What is your country of citizenship? ?

Country *

United States
 ▼

Do you have a U.S. Social Security number or an Individual Taxpayer Identification Number (ITIN)?

If you apply for financial aid, we use the Social Security number or ITIN you provide to match your application to your Free Application for Federal Student Aid (FAFSA) or California Dream Act application. See 'Help' for more information on the additional uses of the Social Security number.

☐ No
 ☐ Yes

Are you an enrolled member of an American Indian or Alaska Native tribe (U.S.)?

☐ No
 ☐ Yes

California residency for admission purposes

It's important for us to know your residency status because UC has different admission criteria for California and non-California residents.

By the time you attend UC, will you have graduated from a California high school? ?

☐ No
 ☐ Yes

Save & continue

UNIVERSITY OF CALIFORNIA

COUNSELOR

CONFERENCE

UNDOCUMENTED & AB540 STUDENTS


- For students falling in either category, “No Selection” is an available and valid response for country of citizenship
- If no U.S. SSN, DACA SSN or ITIN, simply leave the social security question blank

For more instructions on completing the About You section for undocumented students, visit https://admission.universityofcalifornia.edu/counselors/_files/documents/slr-instructions-for-undocumented-students.pdf

Household information: Fee waiver

- Depending on responses to household income questions a student may be eligible to apply to up to 4 campuses for free
- If students are eligible based on these responses, they will be notified in the “Campus & majors” section of the UC application
- Student must accept the fee waiver before they submit their application



About you
Your household  * required

This section helps us get a better understanding of your parents, legal guardians or those who support you at home.

Your home address
This is the permanent home address you entered on the contact information page. We'll refer to it in the next few questions. ⓘ

4321 Main St
San Francisco
California 94112

Who lives with you at your permanent home address?
Please provide information about your parents who live at this address. Your parents can be your biological or adoptive parents, stepparents or legal guardians.

☒ One Parent ⓘ
☐ Two Parents ⓘ
☐ Legal guardian(s) ⓘ
☐ Other Clear

What was the total income earned in 2024 by your parents or legal guardians? ⓘ
We may use this information to help us determine if you're eligible for certain outreach programs, scholarships, and the application fee waiver. This information is not used for financial aid.

Income
\$ 125000 .00

How many people were supported by this income? ⓘ
Number of people
3

Save & continue

Although not required, please encourage your students to answer these two questions on household income & size as accurately as possible. In order to be considered eligible for the automatic fee waiver within the UC application, students must answer these two questions. Our in-house application waiver will allow students to apply for up to 4 UC campuses without any associated fees.

Students who qualify for fee waivers and who select more than four campuses must pay \$80 for each additional choice.

The fee waiver program is for United States citizens, permanent residents, and applicants eligible for AB540 benefits.

Statement of Legal Residence (SLR)

- Applicants can choose whether or not they would like to be evaluated for California residency for tuition purposes. California resident students should select “Yes”.
- Both options will prompt additional questions
- Specific instructions for filling out SLR for undocumented students available



About you
Statement of Legal Residence

* required

To determine your University of California (UC) tuition, applicants must indicate if they would like to be evaluated for a Residence Classification via the Statement of Legal Residence (SLR). You must meet UC requirements to qualify for in-state tuition, regardless of your classification in another system. Parents is defined as natural or adoptive parents, not stepparent. Your answer below has no bearing on your admissions decision.

The following three requirements must be established more than 365 days immediately prior to the residence determination date:

- 1) **Physical Presence** - You and your parents must be physically present in California. If you moved to California primarily to attend the University of California or another school, you are ineligible for a Resident classification for tuition purposes.
- 2) **Intent to remain in California** - You and your parents must have established your intent to make California your permanent home and must have relinquished ties to any prior place of residence outside of California.
- 3) **Immigration status** - You and your parents must be citizens or permanent residents of the United States or be present under a valid I-94 for an eligible visa, and have held that immigration status.

Applicants who do not satisfy all three parts may qualify for a Special Circumstance, Exemption, or Waiver provision (such as an [AB 540](#) ☑ nonresident supplemental tuition exemption) and will be asked to submit additional supplemental information at a future date. For further explanation, read the full [UC Residence Policy and Guidelines](#) ☑.

Note: Undocumented students should use [these instructions](#) ☑ for completing the SLR.

Would you like to be evaluated for California residency for tuition purposes? *

☒ Yes ☐ No

Yes, I want to be considered for California residency for tuition purposes:

- Selecting this option will bring up additional questions about the student's and their parents'/legal guardians' physical presence in California.

No, I do not want to be evaluated for California residency for tuition purposes:

- If a student selects this option, they will need to select a reason why they do not want to be evaluated for CA residency.
- They will also need to acknowledge that by selecting the “No” option, they will be classified as a nonresident for tuition purposes.

Undocumented and AB540 Students:

- If you are working with undocumented students, the application links to specific instructions to follow. You can find the instructions here:
https://admission.universityofcalifornia.edu/counselors/_files/documents/slr-instructions-for-undocumented-students.pdf
- If you are working with AB 540 eligible students, they will be able to check a box specifying that they believe they qualify for the AB 540 tuition exemption under “Special Circumstances, Exemption, or Waiver provisions.” More information here:
 - <https://admission.universityofcalifornia.edu/tuition-financial-aid/tuition-cost-of-attendance/ab-540-nonresident-tuition-exemption.html>
- For students with undetermined residency status after application submission, an SSLR (System Wide Statement of Legal Residence) will be sent centrally to students sometime in December, if students do not complete SSLR, students will receive follow up directly from individual campuses for additional documentation to make residency determination at the campus level

Campuses & majors



Choosing campuses

Campuses & majors
Choose campuses

Each UC campus has different strengths and unique environments. Applying to more than one campus will increase your chances of being admitted to UC and finding a campus that's right for you.

There is an application fee of \$80 per campus, which you'll pay once you submit your application.

YOUR ESTIMATED COST: \$400

[Save & continue](#)

UC Davis
UC Berkeley
UC Santa Cruz
UC Merced
UC Santa Barbara
UCLA
UC Riverside
UC Irvine
UC San Diego

- One application, choose from among 9 undergraduate campuses
 - Selected campuses do not affect admission
- Total application fees will be displayed; waiver will be applied later if eligible

- Separate applications are *not* submitted for each campus. Students complete the UC application once and can select which campuses they want to receive it.
- All campuses offer a prestigious UC education. But the student should decide which campuses fit them the best - e.g., major offered, campus size, location within California, etc.
- Campus selection does not affect how the application is considered. Students can apply to any/all campuses and do not rank in order of preference. Campuses do not look at where else a student applied and do not judge an applicant on that basis. In fact, we encourage students to apply broadly in order to increase the chances of getting admitted somewhere - don't put all of your eggs in one basket!
- App fee is \$80 for California residents, \$95 for non-residents.
- If the student qualifies for an app fee waiver, the student will get 4 campuses for free (a \$320 value). As we'll discuss later, the student will be notified of fee waiver eligibility during the final steps.

Choosing majors

- A major must be chosen for each selected campus - they don't have to be the same across the board!
- For most campuses, an alternate major may be chosen as well.
- Applicants can browse majors either by College or by Category.
 - In either case, they should read carefully and make sure to know all options!



Campuses & majors
Choose majors

UC San Diego

Browse by: **College** | Category

> Agriculture, Natural Resources and Environmental Studies

> Business and Management

▼ **Communication**

Literature: Writing, B.A. <small>School of Arts and Humanities</small>	Major	Alternate major
Literatures in English, B.A. <small>School of Arts and Humanities</small>	Major	Alternate major
Religion, Study of, B.A. <small>School of Arts and Humanities</small>	Major	Alternate major

> Engineering and Computer Science

Selected major
Not selected
Selected alternate major
Not selected

☐ show closed majors

* required

- After making campus choices, the applicant will need to choose a major for each of those campuses. Different majors can be chosen for different campuses! Students do not need to pick the same major at all campuses.
- Undeclared options are available at each campus.
- At all campuses except for UCLA, an alternate major may be chosen. While optional, it can only help! Although alternate majors may not ultimately be considered, it gives the student a second chance to be considered for another major if they are not found eligible for the primary one. Applicants should choose alternate majors (and primary majors, for that matter), that they do have genuine interest in studying. As future major changes can never be guaranteed, there's a possibility that the student will stick with the admitted major - so it isn't wise to choose something that you don't really want in the first place.
- When searching through the lists, students can either browse by college (that is, the academic college within the campus) or by category (i.e. academic discipline). "College" is the default view. Please note that colleges may differ among campuses, and certain majors may fall under a college you may not necessarily expect. Some may find it easier to browse by category. In either case, it is recommended that you thoroughly check the list to ensure that you've viewed all options. For example, students might apply to Business Economics because they saw it before Pre-Business.
 - Some campuses offer multiple, seemingly similar options. Some may be specific concentrations/emphases within the same overall discipline. Encourage students to research the difference among these programs to know what they are getting into! It would be a shame to apply to a major on accident!

Supplemental applications

Campuses & majors
Choose majors

UC San Diego

Browse by: College | Category

Art - Applied, Fine, Performing and Art History

Dance, B.A.
This major requires a supplemental application.
School of Arts and Humanities

Literature: Writing, B.A.
School of Arts and Humanities

Selected major
Not selected
Selected alternate major
Not selected

* required

Major Alternate major

Major Alternate major

show closed majors

- May be required for certain majors at certain campuses
- Could include an audition, portfolio, etc.
- To be completed outside of the UC application

- For some majors at some campuses, an alert will pop up indicating that a supplemental application is required. A supplemental application could be in the form of an audition for a music or theater major, a portfolio for an art major, etc. This differs among campuses - for example, UCR does not require supplemental applications from first-year applicants for any majors.
- The supplemental application will be completed outside of the online UC application form; the student will be notified separately with instructions on how to proceed. Remember that the UC application does not allow for any external material (documents, videos, etc.) to be added or uploaded.
- Students need to carefully check supplemental requirements and deadlines. Failure to submit required supplemental materials means a student won't be considered for that major!

UC San Diego colleges

- If applying to UCSD, applicants have the option to rank top 4 colleges in order of preference **(New)**
- Otherwise, college will be assigned by UCSD upon admission
- Independent of chosen major(s); does not affect chances of admission



Keep in mind: Your rankings will not affect the evaluation of your application - you're not applying to the individual colleges (you're applying to the university). Also, college assignments are not based on major. You'll be able to access the full range of available majors regardless of college assignment.

Do you want to select and rank your top 4 UC San Diego colleges? *

☐ No ☐ Yes

Save & continue

Edit campuses

Rank	College
<input type="text" value="-select-"/>	Seventh College
<input type="text" value="1"/>	Thurgood Marshall College
<input type="text" value="2"/>	Earl Warren College
<input type="text" value="3"/>	Sixth College
<input type="text" value="4"/>	Revelle College
<input type="text" value="-select-"/>	John Muir College
<input type="text" value="-select-"/>	Eighth College
<input type="text" value="-select-"/>	Eleanor Roosevelt College

☐ show college information



- This page will only appear if the student has selected the San Diego campus
- Although applicants do not rank their campuses in order of preference, this is a place in the app where they do in fact rank preferences.
- Majors are not limited to certain colleges - students from any of the 8 colleges may study any major. A good analogy for the colleges is Harry Potter houses - each college has its own educational philosophy, neighborhood, residential facilities, general education requirements, etc.
- How colleges are ranked does not affect admission chances. If admitted, the student will be offered both a major *and* a college.
- Students will have the option to rank colleges by choosing numbers 1-4 from a drop-down menu. Student can check the box labeled "show college information" to learn more about each college. **(New)**

Academic history



7th and 8th grade coursework

SUBJECTS TO INCLUDE

- High school-level mathematics
- Languages other than English

Only 7th and 8th grade accepted



Did you take any high school-level math courses in 7th or 8th grade?

☐ No ☒ Yes

You can select information about the course below. If you took more than one course in 7th or 8th grade, click the "Add another course" button. Remember, you should enter these courses only if you earned a grade of C or better.

Course name *	Term period *	
-- select --	-- select --	Delete
Algebra I	Full year	
Geometry	Less than full year	
Algebra II		
Algebra II/Trigonometry		
Advanced Functions		
Mathematics I		
Mathematics II		
Mathematics III		
Trigonometry		
Statistics		
Pre-Calculus		
Calculus		
Discrete Math		
Finite Math		
Other Advanced Math		

language other than English in 7th or 8th grade?

Did you take any courses in a language other than English in 7th or 8th grade?

☐ No ☒ Yes

You can enter information about the course below. If you took more than one course, click the "Add another course" button. Remember, you should enter these courses only if you earned a grade of C or better.

Course name *	Term period *	Course category *	Language *	
-- select --	-- select --	-- select --	-- select --	Delete
Full year	Yr 1 Lang Other Than English	American Sign Language		
Less than full year	Yr 2 Lang Other Than English	Arabic		
	Yr 3 Lang Other Than English	Armenian		
	Yr 4+ Lang Other Than English	Chinese		
		Farsi		
		Filipino		
		French		
		German		
		Greek		
		Hebrew		
		Hindi		
		Hmong		
		Italian		
		Japanese		
		Korean		
		Latin		
		Other Language		
		Portuguese		

International school experience

Did you attend school outside the United States for any part of 6th grade?

This excludes high school summer sessions, or American International or Department of Defense High School.

☒ No ☐ Yes

- Includes 7th AND 8th grade. 6th grade coursework not accepted (including college-level coursework). The only subjects that UC accepts from middle school are Mathematics and LOTE.
- Geometry taken in middle school (7th or 8th grade) will meet the UC requirement.
- Middle school courses do not need to be included on HS transcript if the courses were completed at an accredited school.

Adding high schools

REPORTING HIGH SCHOOL HISTORY

- Must enter all high schools attended
 - Check city and school codes
- Online high schools should be added as another high school
- Courses through online publishers must be on student's primary high school transcript if not on the high school's A-G course list

UNIVERSITY OF CALIFORNIA
COUNSELOR
CONFERENCE

Search for high school

Enter your school's name, city, or the school code.

JOHN F KENNEDY

Search results for JOHN F KENNEDY

Showing 1 to 7 of 7 entries

School name	City	School code	
JOHN F KENNEDY HIGH SCHOOL	BARSTOW	050233	<input type="button" value="SELECT"/>
JOHN F KENNEDY HIGH SCHOOL	FREMONT	050966	<input type="button" value="SELECT"/>
JOHN F KENNEDY HIGH SCHOOL	GRANADA HILLS	051089	<input type="button" value="SELECT"/>
JOHN F KENNEDY HIGH SCHOOL	LA PALMA	050379	<input type="button" value="SELECT"/>
JOHN F KENNEDY HIGH SCHOOL	RICHMOND	052630	<input type="button" value="SELECT"/>
JOHN F KENNEDY HIGH SCHOOL	SACRAMENTO	052713	<input type="button" value="SELECT"/>
JOHN F KENNEDY MIDDLE COLG HS	NORCO	054073	<input type="button" value="SELECT"/>

Can't find your school?

- Make sure you have selected the correct location (In California, Outside California or Outside the U.S.).
- Check for any misspellings.
- Try entering just the unique words in the school name leaving out words such as high school, academy, charter, saint or abbreviated words like ST and HS.
- Use the [College Board](#) site to search for your school code.
- If you are home schooled or in an independent study program, enter the school that would grant your high school diploma.

- Applicants can check for accuracy when entering the school by checking the city and corresponding school code.
- If an online course was taken at an **online high school**, the high school should be added as another high school.
- If an online course is completed through an **online publisher**, principal certification is required which means the course must be reported on the primary high school transcript with credits and letter grades.
- College level courses will be reported under “colleges attended” later on in the application

Terms and grading systems

SELECTING TERM TYPE & SYSTEM

- Choose the correct term type and grading system for each school
 - Term type = number of final grades awarded per year
 - Students can report more than one term type or grading system for the same school



What is this school's grading system? *

When selecting your high school's grading system, please choose the system used by your school prior to COVID-19 disruptions. Even if you received Pass/No Pass or Credit/No Credit grades during the 2019-2020 or 2020-2021 academic years, you should still select your high school's pre-pandemic grading system such as ABCDF, 0-100 (U.S.) or 1-7 Int'l Bacc.

- ☐ A B C D F
- ☐ 0-100 (U.S.)
- ☐ 1-7 Int'l Bacc
- ☐ Other

What is this school's term system? *

- ☐ Full year (1 final grade per year)
- ☐ Semester (2 final grades per year)
- ☐ Trimester (3 final grades per year)
- ☐ Quarter (4 final grades per year)

Is this the school you will graduate from? *

- ☐ No
- ☐ Yes

Save & continue

Cancel

- Use the number of final grades per year to guide your term selection. For instance, a school may say it uses trimesters, but if it only gives two grades per year, select "semester."
- It's okay to enter more than one term type or grading system if the school changed during a student's time there or if a student is on a block schedule. If multiple term types are selected, the UC application will prompt students to assign the correct term system per course when needed.

Entering coursework

ACADEMIC COURSEWORK

- Self-report academic courses and grades – completed, in progress, or planned
 - Include non-passing or repeated attempts
- Report all in-progress and planned senior year coursework
- Do not include non-A-G coursework (e.g., PE, Teaching Assistant)
- If students are graduating early, the current year should be counted as 12th grade

UNIVERSITY OF CALIFORNIA
COUNSELOR
CONFERENCE

JOHN F KENNEDY HIGH SCHOOL, SACRAMENTO, CA School code: 052713 Grading system: A B C D F Term system: Semester	Honors codes AP - Advanced Placement HL - UC approved honors level IB - International Baccalaureate NH - Not honors Grade Codes NO - No course this term
2024 - 2025 academic year	
> 11th History/Social Science	
> 11th English	
> 11th Mathematics	
> 11th Science	
> 11th Language Other Than English	
> 11th Visual and Performing Arts	
> 11th College-Prep Electives	
<input type="checkbox"/> I don't see my courses.	
Save & continue	Cancel

- Students start self-reporting from 9th grade through their full high school career, including senior year, even if grades aren't available yet.
- If a course was repeated for a better grade, both attempts must be listed.
- Academic courses only - non-academic classes go in the Activities & Awards section if students want to include them.

Entering coursework (cont'd)

CALIFORNIA HIGH SCHOOLS

- A-G courses will appear in dropdown
 - Honors codes auto-fill (if UC-approved)
- Grades
 - No +/- grades
 - Select “NO” for one-term classes
 - “IP” / “PL” = 12th grade only

Academic history
High school information

Before you'll need to tell us some basic information about this high school and when you attended it.

JOHN F. KENNEDY HIGH SCHOOL
SACRAMENTO, CA
School code: 012713

Specialized curriculum (if associated with this school)

☐ Career Pathway / Academy
☐ International Baccalaureate
☐ Magnet
☐ Other

When did you attend this high school? *

Start date: --select-- --select--
End date: --select-- --select--

What is this school's grading system? *

When selecting your high school's grading system, please choose the system used by your school prior to COVID-19 disruptions. Even if you received Pass/No Pass or Credit/No Credit grades during the 2019-2020 or 2020-2021 academic years, you should still select your high school's pre-pandemic grading system such as A B C D F, 0-100 (0.5) or 1-7 (not used).

☐ A B C D F
☐ 0-100 (0.5)
☐ 1-7 (not used)
☐ Other

What is this school's term system? *

☐ Full year (2 final grades per year)
☐ Semester (2 final grades per year)
☐ Trimester (3 final grades per year)
☐ Quarter (4 final grades per year)

Is this the school you will graduate from? *

☐ No ☐ Yes

Save & Continue Cancel

- If students attend a California high school, most A-G courses will appear in a dropdown menu - this includes pre-approved UC honors.
- Course options are pulled directly from schools A-G course list (CA High Schools)
- Not all school-designated “honors” count for UC honors, so what students see in the dropdown may differ from their transcript.
- Remind students to enter grades exactly as they appear - no plus or minus grades allowed.
- For one-term classes (e.g. Health in fall only), select “NO” for the term the course wasn’t taken.
- “IP” (In Progress) and “PL” (Planned) will only show up for 12th grade courses.
- Always suggest students have an unofficial transcript ready.

Manually entering high school coursework

- Self-select subject area
- Enter course title, grades and honors code exactly as shown on transcript

☒ I don't see my courses.
Manually enter any courses you took that are not listed above.

Subject Area/Course Category	Course Name	Honors Type
--	Course Name	--
History/Social Science		HL
Civics/American Government		IB
U.S. History		NH
World History/Cultures/Hist. Geography		AP
English		
English		
English-ESL/ELD		
Mathematics		
Algebra I		
Geometry		
Algebra II		
Mathematics I (Integrated)		
Mathematics II (Integrated)		
Mathematics III (Integrated)		
Algebra II/Trigonometry		
Statistics		
Pre-Calculus		
Calculus		
Other Advanced Mathematics		

IVERSIDE SAN DIEGO SANTA BARBARA

UNIVERSITY OF CALIFORNIA
COUNSELOR
CONFERENCE

- Students from non-California high schools (or those without an A-G course list) must manually enter their A-G courses; no dropdown list will be available.
- They will self-assign the subject area, course title, and grade as seen on their unofficial transcript.
- CA students missing course listings in the dropdown can follow the same steps as out-of-state students.

Entering coursework (cont'd)

ADDING COLLEGE COURSEWORK

- Report all college courses, including those taken on HS campus
 - Only letter-grade courses worth 3 semester/4 quarter units should be reported
- Dual enrollment courses should be added in this section *only (if applicable to A-G)*
- Students must submit an official college transcript in addition to HS transcript

Two screenshots of the UC application's "Academic history" section. The top screenshot is titled "Colleges attended while in high school" and includes instructions for reporting college-level courses. It has buttons for "Add college" and "I don't have any colleges to add". The bottom screenshot is titled "Find college" and includes a search interface with radio buttons for "In California", "Outside California (in the U.S.)", and "Outside the U.S.". It has a search bar, a "Search" button, and a "Cancel" button. Both screenshots feature a backpack icon and a "* required" note.

- There is a specific section in the application for college coursework. College coursework should NOT be added with HS coursework. Dual enrollment courses should be reported in this section if they are applicable to the A-G subject requirements and should NOT be reported in HS section. For more information about dual enrollment coursework and how it can be used for A-G, attend/watch the recording of the dual enrollment session.
- Courses that earned fewer than 3 semester/4 quarter units OR were Pass/Credit should be reported in the Activities & Awards section.
- Use the term that matches the academic year in which the course was being completed in high school.
- Note that an official college transcript must be sent to the campus of intended enrollment; UC does not accept college courses listed only on a high school transcript.

Additional comments

WHAT TO INCLUDE

- Explain anything that impacted course choices or access
- Clarify gaps in education (e.g., graduating early) or unique coursework
- Help campuses better understand the school environment

Counselors may also provide their students with a short note about unique aspects of the school that affected academic opportunities.



Example 1

My school limits AP courses to juniors and seniors. I planned to take AP Chemistry senior year, but it was removed due to low enrollment. I chose AP Biology instead. Also, I missed several weeks of school in 10th grade due to a family emergency, which affected my semester grades.

Example 2

Our school operates on a block schedule, with students taking four classes per semester. Due to this structure and course availability, some students may not be able to take all desired advanced courses or core subjects each year.

- Additional Comments section is optional, with a 550-character limit.
- Students should use this section to explain any significant impacts on their educational experience or provide context about the school. For example, are AP/Honors-level courses at this high school limited to certain grade levels? Were students prevented from taking any intended courses due to a schedule conflict, school policy, or curriculum change? Did this student experience any significant breaks in their school attendance?
- Counselors may write a statement for this section that all students can use if they choose to do so -- will not be flagged as plagiarism in the review process if multiple students use the same statement.
- Students should NOT continue a PIQ response or answer an additional question in the academic comments section. They also should not include any external links.

Test scores



UC does not consider SAT or ACT test scores when making admissions decisions or awarding scholarships. Test scores submitted as part of the application may be used as an alternate method of fulfilling minimum requirements for eligibility or for course placement after matriculation at UC. Students who plan to use test scores to meet a minimum subject requirement or for course placement should take their tests no later than December of the senior year/last year prior to high school/secondary school graduation.

Students can self-report SAT and/or ACT scores in the admission application, but they must first submit the application without scores. Once the application has been submitted, the student can log back into the application to report scores. If a student self-reports a test score, they should provide the official score report when they receive an offer of admission from UC.

AP, IB, SAT/ACT exams

- Students should report all planned and completed exams, even if they didn't receive a passing score
- If needed, students can report SAT/ACT scores **after** submission
- UC does not consider ACT/SAT scores for admission or scholarship purposes!



▼ Test scores
AP exams
IB exams
English language proficiency tests
International exams
Review

- The scores are self-reported, but the student will be asked to send official scores to the campus where they plan to enroll in when we finalize their application. Official scores need not be sent until after a student submits their Statement of Intent to Register.
- SAT/ACT scores that are reported can be used for course-placement purposes once enrolled in a campus
- Students who earn scores of 3 or higher on designated College Board Advanced Placement tests will receive credit toward graduation. (<https://admission.universityofcalifornia.edu/admission-requirements/ap-exam-credits/ap-credits/>)
- Students completing the IB diploma with a score of 30 or above will receive 6 quarter units (4 semester units) total toward their UC undergraduate degree, in addition to the units earned for scores of 5 or better on designated individual Higher Level exams (usually 24 quarter/16 semester units). (<https://admission.universityofcalifornia.edu/admission-requirements/ap-exam-credits/ib-credits.html>)

Meeting English Language Proficiency (ELP)

- Students with **less than 3 years of instruction in English** will be required to demonstrate English proficiency
- Students can report more than one ELP test
- Students can report tests that are planned and/or have already been completed. For planned tests, students may update scores after submission.



- Students can report more than one ELP test. Campuses will use the scores that best serve the student.
- English Language Proficiency Qualifying Scores:
<https://admission.universityofcalifornia.edu/admission-requirements/international-applicants/english-language-proficiency-toefl-ielts.html>

Activities and awards



Activities and awards

Applicants can list up to **20** activities

These can be spread across the following **6** categories:


1. Awards & honors
2. Educational prep programs
3. Extracurricular activities
4. Other coursework
5. Volunteering
6. Work experience

- Students are not required to have an entry for each category

UNIVERSITY OF CALIFORNIA
COUNSELOR
CONFERENCE

Activities & awards

Add activities & awards



You can enter your activities and awards one at a time. First, select a category from the dropdown menu below. Once you've selected a category, you'll be able to tell us more about the activity or award in the follow-up questions.

Description of categories

Award or honor: We want to know about the awards and honors you've received that mean the most to you.

Educational preparation programs: Any programs or activities that have enriched your academic experiences or helped you prepare for college. ⓘ

Extracurricular activity: These could include hobbies, clubs, sports or anything else you haven't had the chance to tell us about.

Other coursework: These are courses other than those required for UC admission (courses that do not fit in UC's "a-g" subject areas). ⓘ

Volunteering / Community service: These are activities you've donated time and effort to without getting paid.

Work experience: This is for telling us about any paid jobs or paid internships you've had. ⓘ

Activity/Award [1]

Category*

-- select --

-- select --
Award or honor
Educational preparation program
Extracurricular activity
Other coursework
Volunteer / Community service
Work experience

The Activities and Awards section allows students to highlight what they are involved in outside the classroom.

- We recommend that students focus on quality over quantity when listing their activities and awards.

Students can categorize their entries into six sections:

- Awards and Honors
- Educational Prep Programs – programs that have helped students prepare for college or enriched their academic journey
- Extracurricular activities
- Other coursework – courses not required for admission or that don't fall under the A–G categories
- Volunteering
- Work experience

Activities and awards: Tips

- List activities that best reflect interests and achievements
- Spell out acronyms that might be unfamiliar
- When describing the activity, focus on role, responsibility, and accomplishments rather than just describing the activity itself
- Check the 12th grade box if the activity will continue in senior year

UNIVERSITY OF CALIFORNIA
COUNSELOR
CONFERENCE

Activity/Award [1]

Category*

Educational preparation program

What was the program name? *

-- select --

Briefly describe the program. *

Think about the program's main focus, your experience, and what you accomplished and learned while participating in the program.

350 characters remaining

When did you participate in the program? *

If you participated in the program during the summer, select the grade you were in before that summer.

☐ 9th grade
☐ 10th grade
☐ 11th grade
☐ 12th grade
☐ After 12th grade

How much time did you spend in the program? *

Hours spent per week:

Weeks spent per year:

- This section is a chance for students to show who they are beyond academics — what they care about, how they spend their time, and what they've accomplished
- Instead of listing every activity, they should focus on the ones that are most meaningful or demonstrate growth, leadership, or impact
- It's important that they avoid using acronyms that might only make sense locally. Reviewers read thousands of application — clarity matters
- When describing their activities, they should go beyond saying what the activity is. They should explain what they did, what their role was, and what they contributed or achieved
- Finally, if they're planning to continue the activity in senior year, they need to indicate that by checking the appropriate box on the application

Scholarships & support programs



Scholarships

All applicants will be automatically considered for merit- and need-based scholarships simply by submitting a UC application and a FAFSA/CADAA

Apply for scholarships directly within the UC application by selecting those which match your characteristics, interests and background



Scholarships & support programs

Apply for scholarships



You can apply to a number of UC scholarships (that means free money) right here in the application. The scholarships listed below are awarded to students with specific backgrounds, academic interests or career objectives. If you don't see any categories that are relevant to you, don't worry. In addition to these scholarships, each campus and many alumni associations award a variety of scholarships that recognize students' achievement and potential.

You'll also need to file a [Free Application for Federal Student Aid \(FAFSA\)](#) or a [California Dream Act Application](#) (if you're an undocumented student) to be considered for every type of financial aid possible, including the scholarships listed below. International students should not file these.

Click on a category to view the list of scholarships and check the boxes for the scholarships that you'd like to apply to.

[Expand All](#)

> Academic major or interest

> Affiliation with group, program or organization

> Career plans

> Extracurricular activities & work experience

> Family circumstances and relationships

> Health / disabilities

> School or geographic affiliation

> Transfer students

Save & continue

All UC campuses offer scholarships for students who meet certain criteria. When filling out the application, students should take the time to **review each scholarship option carefully** and select all that apply to their **interests, background, and personal characteristics**.

- There is **no limit** to the number of scholarships a student can select—so it's in their best interest to check all that are relevant.
- Students are also encouraged to **research additional campus-based scholarships** by following the link provided at the bottom of the scholarship section in the application.

Just a quick note—not all scholarships listed are available at every UC campus.

Support programs

- Students can also indicate interest in two of UC's many support programs for students — the Educational Opportunity Program (EOP) and UC's Foster Youth Programs

Scholarships & support programs Support programs



* required

UC offers an array of programs and services designed to help every student have a fulfilling college experience.

While we encourage you to [explore all of our programs](#), you have an opportunity to express interest in two of our programs, right here in the application.

If you're interested, check the box below and answer the follow-up questions.

☐ Educational Opportunity Program (EOP) [?](#)

EOP and similar campus programs provide assistance through mentorship, academic programs, financial assistance, counseling/advising, and other campus support services to those who are first-generation college students, and/or from low-income and educationally disadvantaged backgrounds. EOP serves students from all ethnic backgrounds, and is open only to California residents and to American Indians who are members of federally recognized tribes from any state.

☐ UC Foster Youth Programs [?](#) [i](#)

These programs are for students who are current and former foster youth in the United States and/or part of the child welfare system. UC is committed to helping students to successfully transition to the university and offers a variety of support through the Guardian Scholars, Renaissance Scholars, Hope Scholar, FYRE Scholars and other similar programs.

Note: Individual campus program eligibility may differ. Visit

[UC Foster Youth Programs](#) to learn more about each campus' foster youth support programs.

Save & continue

Personal Insight Questions



PIQs: Key facts

PIQs stand for Personal Insight Questions. These are short answer responses that are a crucial part of the UC admissions process. They help the admissions team understand who a student is **beyond** grades and test scores.

- Students must answer 4 out of 8 questions.
- Each response can be up to 350 words.
- All questions are equally weighted — no question is “better” than another.
- There's no right or wrong answer — we're looking for insight into personality, values, experiences, and goals.

PIQs: Tips

- Have student write their responses in a separate document and then copy and paste it onto the application. Otherwise, the system will time them out
- Write and rewrite! Encourage the students to draft and revise their answers before submitting
- “Additional comments” section is NOT another PIQ or space to finish a PIQ



For the additional comments section, students can further explain any information that could not be reported elsewhere. This is not a space to create their own insight question and answer nor extra space to finish answering a question.

<https://admission.universityofcalifornia.edu/how-to-apply/applying-as-a-first-year/personal-insight-questions.html>

Verify your information



Missing information

Fall quarter/semester 2026

Collapse all

Print version

> About you

> Campuses & majors

> Academic history

> Test scores

> Activities & awards

> Scholarships & support programs

Personal insight

Introduction

Personal insight questions

Additional comments

None reported

Start submission

UNIVERSITY OF CALIFORNIA

COUNSELOR

CONFERENCE

Academic review

* required

We want to do one last check to make sure your academic information is accurate. If you have missing coursework or gaps in education, you'll need to confirm the information is correct before you can continue with the submission process.

Subject (A-G) requirements

One of UC's admission requirements is completing a minimum of 15 college-preparatory courses (A-G courses or subject requirements), with at least 11 finished before the beginning of your senior year (or last year of secondary school). You can also meet these [subject requirements](#) by completing specific college courses or earning certain scores on SAT, AP or IB exams.

The table below shows the number of subject requirements that you are missing based on the information you provided in "Academic history" and "Test scores."

Subject	Number of missing requirements
History / Social sciences	0
English	0
Mathematics	1
Science	0
Language other than English	0
Visual and performing arts	0
College-prep electives	0

You've met all the subject requirements. Click "Save & continue" to go to the next part of the submission process.

Save & continue

Back

Review and submit

Students will be prompted to correct any errors before they can continue with the submission process.

Missing Information

Students will be able to see what is missing on the application after the warning screen. This screenshot is an example of a student missing a year in the Math subject area.

Payment

- Fee waiver automatically calculated for eligible students
 - MUST accept the fee waiver for it to be applied
- Can pay by credit card or check via mail



Billing summary

* required

Please review your campus selections and application fees below.

The application fee is \$80.00 for each UC campus.

Selected campus	Fee
Berkeley	\$ 80.00
Irvine	\$ 80.00
Los Angeles	\$ 80.00
Riverside	\$ 80.00
Santa Cruz	\$ 80.00
Total due	\$ 400.00

Fee waiver

You've qualified for a UC application fee waiver.

The fee waiver allows you to apply to up to four campuses for free.

Would you like to accept the fee waiver? *

☐ Yes ☐ No

Fee Waivers

- For California and domestic residents, a fee waiver is **automatically calculated** during the UC application process. This is based on responses to questions about **family size and income**. If a student qualifies, they will see an option to accept the fee waiver—make sure they select **“Yes”** to confirm.
- If a student chooses **not** to answer those income questions, they may **still qualify**, but they won't receive the waiver unless those questions are completed.
- If an error is made when entering family income, students can correct it using the **“Edit”** button. The system will automatically re-calculate fee waiver eligibility based on the updated information.

Fee Waiver Eligibility

To qualify for a UC application fee waiver, students must be U.S. citizens, permanent residents, or have attended a California high school for **at least three years**. If they meet **low-income criteria** (such as those used for free or reduced lunch), they'll receive a **fee waiver for up to 4 UC campuses**. If they apply to more than 4, they'll need to pay for each additional campus.

- Students in California on a **visa** are **not eligible** for the UC fee waiver.
- UC also accepts fee waivers from the **College Board, ACT, or NACAC**—but students may use **only one** type of waiver.
- UC vouchers can be purchased by schools (**NEW**)

Payment

For students who do not qualify for a fee waiver, payment is required and **non-refundable**. Payment can be made by **credit card** directly through the UC application, or by **mailing a check** or an approved **external fee waiver** if they meet the eligibility criteria of that provider.

Statement of application integrity

- Electronic signature and Statement of Integrity acknowledgements are required for application submission
- Inaccurate, falsified or plagiarized information may result in a cancelled application
- Verification process



Electronic signature and Statement of Integrity *

By submitting this application, you authorize the University of California to release application information, including copies of your application, to any UC campus for admission or scholarship consideration.

[View Statement of Integrity \(PDF\)](#)

☐ I certify that my application and all information submitted during the admission process — including my academic record, personal statement, awards, activities, and supporting materials — are my own work, factually true and correct, and honestly presented. I understand that I am responsible for the accuracy of the application and that the University of California may verify the information.

I further understand that withholding information or giving false information or other misconduct prior to enrollment as described in the [UC Policy on Student Conduct and Discipline](#) and [UC Policy on Sexual Violence and Sexual Harassment](#) may be cause for denial of admission, withdrawal of an admission offer, registration cancellation, expulsion, or revocation of a University of California degree.

Date that you are submitting this application: June 20, 2024

[Save & continue](#)

[Back](#)

Students must acknowledge our Statement of Integrity and sign their name before submitting the application. (<https://apply.universityofcalifornia.edu/docs/StatementOfIntegrity.pdf>)

Please remind your students that withholding information or plagiarizing or falsifying any part of the application may lead to the cancellation of their application by the University of California. It is never worth the risk to falsify information, and we want you all to be confident in helping your students feel confident in completing this application successfully.

As a reminder, all information reported in the application is subject to verification requests by the UC.

After submission

- Students can log back into the UC application after submission to view application status & update *certain* portions of the application



Application status

Submitted application

Fall quarter/semester 2026

Application ID:

Submit date: 10/25/2025

Campuses applied to:

Campus	Date Forwarded
UC Davis	
UC Merced	
UC Riverside	
UC Santa Barbara	
UC Santa Cruz	

Important! UC may send important, time-sensitive correspondence to applicants by email, so be sure to check your email regularly (including your spam folders). We recommend you use a non-school issued email account (e.g. Gmail, Yahoo).

[View fees & payments](#)

[View application](#)

[Add a campus choice](#)

[Update personal information](#)

[Update ACT & SAT tests](#)

[Update SAT subject tests](#)

[Update English language proficiency test](#)

[Update IB exams](#)

[Update AP exams](#)

[Update international exams](#)

[Update release authorization](#)

[View how your application is reviewed](#)

Ensure that your students receive a confirmation on the final page. They can also choose to save and print a copy of their application from there.

Additionally, the UC will send your students an email confirming the successful submission of their application, along with a list of every campus they applied to. However, please inform students that they may not receive immediate responses from individual campuses. All campuses should reach out regarding portal setup by early January

Resources

UNIVERSITY OF CALIFORNIA
COUNSELOR
CONFERENCE

Resources

If you have questions, contact the application help desk at
ucinfo@applyucsupport.net

Or call the UC Application Center:
Within the U.S.: (800) 207-1710
Outside the U.S.: (925) 298-6856



Helpdesk hours:

Monday – Friday: 10 a.m. – 6 p.m. PST

Saturday & Sunday: Closed

November & December hours:

November 3–14: Monday – Friday, 8 a.m. – 6 p.m. PST

November 17–21: Monday – Friday, 8 a.m. – 8 p.m. PST

November 22–23: Saturday – Sunday, 8 a.m. – 10 p.m. PST

November 24–26: Monday – Wednesday, 8 a.m. – 10 p.m. PST

November 27: Thursday – closed

November 28–29: Friday – Saturday, 7 a.m. – 11 p.m. PST

November 30 – December 1: Sunday – Monday, 7 a.m. – midnight PST

December 2: Tuesday 8 a.m. – 6 p.m. PST

Closed on the following holidays:

November 27, December 25 & January 1

Across the UCs, we are here for you and here for your students to support this process. We all share the goal of helping your students craft strong applications that they can be proud of. For technical or logistical support with the UC Application, your best resource is always going to be the UC Help Desk. This information about how and when to reach the Help Desk is also always available on the UC Application itself.

- UC Application
<https://apply.universityofcalifornia.edu/>
- UC Application Help
<https://admission.universityofcalifornia.edu/contact-us.html>

Further resources

“Presenting yourself on the UC application”

A step-by-step guide to filling out the UC application with detailed information and screenshots!



https://admission.universityofcalifornia.edu/counselors/_files/documents/presenting-yourself-on-the-uc-application-first-year.pdf

Thank you

UNIVERSITY OF CALIFORNIA
COUNSELOR
CONFERENCE